

ARKANSAS RAZORBACKS

Associate Communications Director Jeri Thorpe | jthorpe@uark.edu | Cell-479-283-3344

'16-'17 SCHEDULE

All: 11-5 | SEC: 0-3 | H: 8-3 | A: 1-2 | N: 2-0 | Ranked: 0-1

NOVEMBER (7-0)		W/L	SCORE
3	OKLA. BAPTIST (EXH)	W	79-32
11	SAM HOUSTON STATE	SECN+ W	71-39
13	LOUISIANA-MONROE	- W	92-46
17	SOUTH DAKOTA	SECN+ W	70-67
21	STETSON	SECN+ W	79-62
25	vs. Memphis!	- W	91-61
26	vs. Navy!	- W	70-67
30	at Tulsa	CST W	57-50

DECEMBER (4-2)

3	TEXAS TECH*	SECN W	66-60
7	BUTLER	SECN+ W	68-50
11	at Missouri State	ESPN3 L	64-62
18	NORTHWESTERN STATE	SECN+ W	65-36
21	ORAL ROBERTS	SECN+ L	70-60
28	HOUSTON BAPTIST	SECN+ W	101-40

JANUARY (0-3)

1	at Ole Miss*	SECN L	73-64
5	#4/4 MISSISSIPPI STATE*	SECN+ L	59-51
8	LSU *	SECN+ L	53-52
12	at Texas A&M*	SECN+	7 p.m.
15	at Alabama*	SECN	4 p.m.
19	VANDERBILT*	SECN+	7 P.M.
23	MISSOURI*	SECN	6 P.M.
29	at LSU*	SECN	1 p.m.

FEBRUARY (0-0)

2	GEORGIA*	SECN+	7 P.M.
5	SOUTH CAROLINA*	ESPN2	1 P.M.
9	at Florida*	SECN+	6 p.m.
12	at Missouri*	SECN	5 p.m.
16	KENTUCKY*	SECN+	7 P.M.
19	at Tennessee*	SECN	2 p.m.
23	at Vanderbilt*	SECN+	7 p.m.
26	AUBURN*	SECN	2 P.M.

MARCH (0-0)

1-5	SEC Tournament	SECN/ESPNU/ESPN2	TBA
-----	----------------	------------------	-----

! - Nugget Classic (Reno, Nevada)
 ^ - SEC/Big 12 Challenge (Campus Sites)
 * - Southeastern Conference Game
 All home games played in BWA (19,200)
 All times central and subject to change.

SEASON HONORS

Jessica Jackson

- ▶ Preseason All-SEC First Team selection (Coaches)
- ▶ CollegeSportsMadness.com SEC Player of the Week (Dec. 5)
- ▶ Senior CLASS Award nominee

Jailyn Mason

- ▶ SEC Freshman of the Week (Nov. 29)

GAME 17 | ARKANSAS (11-5 | 0-3 SEC) VS. TEXAS A&M (12-4 | 2-1 SEC)

RAZORBACKS

Head Coach: Jimmy Dykes

@CoachJimmyDykes

At Arkansas: 41-37 (3)

Career Record: 41-37 (3)

W/L Streak: L3

SERIES INFO

All Time: 21-7 | Fayetteville: 11-2 | College Station: 8-4 | Neutral: 2-1 | Streak: Arkansas W1



<http://es.pn/2idglix> \ SEC Network Plus



Razorback Sports Network \ PxP: Phil Elson

LR - KABZ-FM-103.7 \ Fayetteville - KOSM-FM-92.1 \ Ft. Smith - KFPW-AM-1230/FM-94.5 \ Rogers - KURM-AM-790/FM-100.3



<http://www.sidearmstats.com/tamu/wbball/> - live stats



AGGIES

Coach: Gary Blair

School Record: 321-133

Career Record: 729-296

W/L Streak: W1

STORYLINES

JESSICA JACKSON

- ▶ Single season best 15 consecutive games with double figures (opening game-Miss State)
- ▶ Jackson's career-best 34 points against HBU is the second highest point total by an SEC player this year
- ▶ Ranks fifth in career points (1,74), seventh in blocks (124) and 11th in career rebounds (671)
- ▶ Season goal is to shoot more FT (59-83) than 3's (27-75)
- ▶ 92 career games with double figure scoring
- ▶ 24 games with 20+ points (four as a senior)
- ▶ Jessica Jackson ranks tied for eighth in the SEC in all games, averaging 16.5 points per game and eighth with 264 points scored.
- ▶ Also in the SEC: ranks 15th for field goal percentage (41.4), tied for seventh in 3-pointers made (1.7), and tied for 12th in offensive rebounds (2.7) in all games



DEFENSE DEFINES US


- ▶ 436 defensive rebounds
- ▶ Holding opponents to .356 from the field
- ▶ Eleven of 15 opponents below their season shooting average - 8-3 when that happens
- ▶ Held five opponents to less than 30% from the floor including one SEC opponent (LSU)
- ▶ Forced 227 turnovers

TOUGH SCHEDULE

- ▶ Arkansas faces four nonconference and 14 total opponents who advanced to the postseason last year
- ▶ The Razorbacks defeated the 2016 WNIT Champion South Dakota, who returned all of its starters from a year ago
- ▶ This week in the polls - (AP/USA TODAY): Mississippi State (4/4), South Carolina (5/5), Tennessee (RV (33/7), Texas A&M (RV 11/2), Kentucky (RV 9/-), LSU (RV 4/1), Alabama (RV 2/-)

NEWCOMERS CONTRIBUTE

- ▶ McDonald's All-American **Aaliyah Wilson** made her collegiate debut against Stetson
- ▶ Even though **Bailey Zimmerman** and **Keiryn Swenson** are sophomores, they are seeing significantly more playing time and better numbers this season
- ▶ **Bailey Zimmerman** ranks 21st in the NCAA with a 5.0 assist/turnover ratio
- ▶ **Jailyn Mason** -- Career bests for points (11), FG (5), FGA (10), Rebounds (6) against Stetson. Mason earned **SEC Freshman of the Week** honors Nov. 29 after helping Arkansas to the Nugget Classic title in Reno



LAST GAME'S STARTERS NUMERICAL

NO.	NAME	POS	HT	CL	HOMETOWN/HS/PREVIOUS SCHOOL	PPG	RGP	APG	FG%	3FG%	FT%
00	Jessica Jackson	F	6-3	Sr	Jacksonville, Ark./Jacksonville HS	16.5	6.7	1.6	.414	.360	.711
2	Aaliyah Wilson	G/F	5-10	Fr	Muskogee, Okla./Muskogee HS	3.8	3.1	1.9	.250	.233	.833
3	Malica Monk	G	5-5	So	N. Little Rock, Ark./NLR HS	10.4	2.5	3.4	.456	.300	.792
4	Keiryn Swenson	G/F	6-1	So	Wichita, Kan. /Maize HS	9.3	4.6	0.5	.525	.512	.852
10	Kiara Williams	F/C	6-1	Fr	Little Rock, Ark./LR Central HS	2.8	2.8	0.1	.556	.000	.200
14	Jailyn Mason	PG	5-9	Fr	Mason, Ohio/William Mason HS	7.5	4.4	3.7	.415	.389	.556
20	Sydney Stout	F	6-0	Fr	Bixby, Okla./Bixby HS	2.8	1.8	-	.500	.429	-
21	Devin Cospser	G	5-10	Jr	Coffeyville, Kan. / Field Kindley HS / Coffeyville CCC	6.9	2.6	2.3	.390	.257	.684
22	Bailey Zimmerman	G/F	6-0	So	St. Vincent, Ark. /Wonderview HS	4.6	4.4	1.3	.361	.268	.407
35	Alecia Cooley	C	6-3	Sr	Evanston, Ill./Evanston Township/State Fair CC	7.8	5.6	1.0	.489	-	.722
42	Yasmeen Ratliff	C	6-5	Fr	Alpharetta, Ga./St. Francis Day	DNP					

ROSTER SUPERLATIVES

BY YEAR

SR	2	Jackson, Cooley
JR	1	Cospser
SO	3	Monk, Swenson, Zimmerman
FR	5	Wilson, Williams, Mason, Stout, Ratliff

BY STATE

Arkansas	4	Jackson, Monk, Williams, Zimmerman
Illinois	1	Cooley
Georgia	1	Ratliff
Kansas	2	Swenson, Cospser
Ohio	1	Mason
Oklahoma	2	Wilson, Stout

BY POSITION

Guard	3	Monk, Mason, Cospser
G/F	3	Wilson, Swenson, Zimmerman
Forward	3	Jackson, Williams, Stout
Center	2	Cooley, Ratliff

PRONUNCIATION GUIDE

Aaliyah	uh-LEE-uh
Malica	mal-i-ka
Keiryn	KEER-rynn
Kiara	key-ARE-uh
Jailyn	JAY-lynn
Alecia	uh-LEE-c-uh
Yasmeen	yas-MEAN
Tari	TAR-e
Deffebaugh	DEFF-uh-baugh

STARTING LINEUPS

OPPONENT	GUARD	GUARD	FORWARD	FORWARD	CENTER
OK BAPT (Exh)	Monk	Mason	Jackson	Zimmerman	Cooley
SHSU	Monk	Mason	Jackson	Zimmerman	Cooley
ULM	Monk	Mason	Jackson	Zimmerman	Cooley
S DAKOTA	Monk	Mason	Jackson	Zimmerman	Cooley
STETSON	Monk	Mason	Jackson	Zimmerman	Cooley
vs. Memphis	Monk	Mason	Jackson	Zimmerman	Cooley
vs. Navy	Monk	Mason	Jackson	Zimmerman	Cooley
at Tulsa	Monk	Mason	Jackson	Zimmerman	Cooley
TEXAS TECH	Monk	Mason	Jackson	Zimmerman	Cooley
BUTLER	Monk	Mason	Jackson	Zimmerman	Cooley
at Mo State	Monk	Mason	Jackson	Zimmerman	Cooley
Northwestern St.	Monk	Mason	Jackson	Zimmerman	Cooley
ORU	Cospser	Mason	Jackson	Zimmerman	Cooley
OPPONENT	GUARD	GUARD	FORWARD	FORWARD	FORWARD
HBU	Cospser	Mason	Jackson	Zimmerman	Swenson
Ole Miss	Cospser	Mason	Jackson	Zimmerman	Swenson
MISS STATE	Monk	Mason	Jackson	Cospser	Swenson
LSU	Monk	Mason	Jackson	Cospser	Cooley
Texas A&M					
Alabama					
VANDERBILT					
MISSOURI					
LSU					
GEORGIA					
S CAROLINA					
Florida					
Missouri					
KENTUCKY					
Tennessee					
Vanderbilt					
AUBURN					

JESSICA JACKSON

AMONG SEC LEADERS

Jessica Jackson ranks in the top-5 in several categories among the active leaders in the SEC

- ▶ 1. Scoring with 1703 points
- ▶ 1. Field Goals Made with 583
- ▶ 2. 3-Point Field Goals Made with 179
- ▶ 3. Rebounding with 671 boards
- ▶ 4. Blocks with 124

ACTION JACKSON

- ▶ Jessica Jackson was the second fastest player in program history to reach 1,000 career points.
- ▶ She is one of three players in program history with 1600+ points, 6+ rebounds and 120+ blocks
- ▶ Jackson ranks in the Arkansas career top-5 for points, defensive rebounds, field goals made, field goals attempted, 3-pointers made, 3-pointers attempted, games started and minutes played
- ▶ Named Senior CLASS Award candidate (1-6-17)

JACKSON'S NUMBERS

- ▶ Scored in double figures in a season-best 15 games as a senior and 92 career games
- ▶ Fifteen career double doubles
- ▶ Scored 20+ points 24 times in her career/Four times as a senior
- ▶ She has been Arkansas' leading scorer (or tied for the lead) in 10 games this year
- ▶ She has been among Arkansas' leading rebounders in eight games this year
- ▶ Ranks 11th with 671 career rebounds
- ▶ Ranks seventh with 124 career blocked shots
- ▶ Jessica Jackson has scored in double figures in the first half five times this year (Stetson, Tulsa, Navy, NSU, HBU), including two games with 10 points in the first quarter (Stetson and Tulsa).
- ▶ Jessica Jackson scored a career-high 34 points in the 101-40 win over Houston Baptist. It was her fourth 20+ point game of the year.
- ▶ Jessica Jackson ranks tied for eighth in the SEC in all games, averaging 16.5 points per game and eighth with 264 points scored.
- ▶ Also in the SEC: ranks 15th for field goal percentage (41.4), tied for seventh in 3-pointers made (1.7), and tied for 12th in offensive rebounds (2.7) in all games

POINTS/REBOUNDS/BLOCKS

Player	Points	Rebs	Blocks
Shemeka Christon (01-04)	1,951	714	162
Delmonica DeHorney (88-91)	1,785	641	235
JESSICA JACKSON (14-PRES)	1,703	671	124
Sarah Watkins (10-13)	1,386	604	201
Stephanie Bloomer (92-95)	1,159	691	126
Amanda Holley (82-84)	1,154	683	147
Kim Bunge (80-83)	1,047	652	116

POINTS

Name (Career)	Yr	Gp	Pts
1. Bettye Fiscus (81-85)	4	112	2,073
2. Shameka Christon (00-04)	4	123	1,951
3. Del. DeHorney (87-91)	4	115	1,785
4. Kimberly Wilson (93-97)	4	120	1,733
5. JESSICA JACKSON (14-PRES.)	3+	107	1,703
6. Shelly Wallace (85-89)	4	119	1,583
7. Wendi Willits (97-01)	4	131	1,574
8. C'eira Ricketts (09-12)	4	129	1,537
9. Christy Smith (94-98)	4	111	1,459
10. Karyn Karlin (96-00)	4	111	1,441



THE NUMBERS

1,703

CAREER POINTS

671

CAREER REBOUNDS

124

CAREER BLOCKS

107

CAREER GAMES PLAYED

DOUBLE FIGURE SCORING STREAKS

FRESHMAN

- 25 games with 10+ points
- 18 games with 15+ points
- 7 games with 20+ points
- 1 game with 30+ points
- In season streak: 10 games

SOPHOMORE

- 26 games with 10+ points
- 18 games with 15+ points
- 5 games with 20+ points
- In season streak: 12 games
- From FR to SO: 7 games

JUNIOR

- 26 games with 10+ points
- 21 games with 15+ points
- 8 games with 20+ points
- In season streak: 10 games
- **From SO to JR: 18 games**

SENIOR

- 15 games with 10+ points
- 8 games with 15+ points
- 4 games with 20+ points
- 1 game with 30+ points
- **In season streak: 15 games**
- From JR to SR: 15 games

WHAT WE ARE TALKING ABOUT

- ▶ Arkansas is 8-19 in road games under head coach Jimmy Dykes. That mark includes a 1-2 record this season and a 3-14 record in conference road games. Arkansas lost its first SEC road game at Ole Miss, 73-64.
- ▶ Jessica Jackson saw her career-best, season-long double-figure scoring streak snapped at 15 games, when was held to six points against LSU. Jackson ranks ninth in the SEC in scoring, 16.5 points per game.
- ▶ Jessica Jackson ranks 15th in the SEC in field-goal percentage (41.4 percent). She also ranks fifth in the SEC in free throws attempted (83) and seventh in free throws made (59).
- ▶ Texas A&M head coach Gary Blair was the head coach at Arkansas from 1993-2003, the longest-tenured coach in school history, leading the Razorbacks to a 198-120 overall record. Blair led the Razorbacks to five NCAA Tournaments, including the 1998 Final Four, and the 1999 WNIT Championship.
- ▶ Arkansas has shot 45 percent or better in seven games this season. Arkansas shot 45 percent or better twice all of last season (30 games) and six times all of 2014-15 (32 games). Arkansas is now 15-0 when shooting 45 percent or better under head coach Jimmy Dykes.
- ▶ Arkansas has held opponents under 30 percent shooting in six games this season: Sam Houston State (26.9), Louisiana-Monroe (22.1), Tulsa (29.7), Northwestern State (25.0), Houston Baptist (24.1) and LSU (28.8).
- ▶ Arkansas has had five different players score in double figures in the first half of games this season: Jessica Jackson (five times), Malica Monk (two times), Keiryn Swenson (two times), Alecia Cooley and Devin Cospser.
- ▶ Arkansas has won the rebounding battle in 12 of the first 16 games this season, going 10-2 in those games and improving to 33-9 when winning the rebounding battle under head coach Jimmy Dykes.
- ▶ Arkansas ranks sixth in the SEC in field-goal percentage (.429) and fourth in the SEC in 3-point field-goal percentage (.347). Defensively, Arkansas ranks third in field-goal percentage defense (.356) and sixth in 3-point field-goal percentage defense (.288). Arkansas is one of two SEC schools, along with South Carolina, to rank in the top six in all four categories.
- ▶ Arkansas ranks fourth in the SEC and 54th in the nation in the turnovers per game, committing just 14.2 turnovers per game.
- ▶ Arkansas ranks fourth in the SEC and 28th in the nation in scoring defense, holding opponents to 56.1 points per game.

- ▶ Arkansas ranks sixth in the SEC in offensive rebounding percentage (.375) and defensive rebounding percentage (.702). Arkansas is one of four SEC schools, along with Alabama, Mississippi State and Texas A&M, to rank in the top six of both categories.
- ▶ Arkansas also ranks sixth in the SEC and 43rd in the nation in rebound margin, outrebounding opponents by 6.8 rebounds per game.
- ▶ Arkansas is off to an 11-5 start for the first time under head coach Jimmy Dykes, the best start since a 14-2 start to the 2013-14 season.

TEAM NOTES AND NUMBERS

- ▶ Arkansas has made 25+ field goals in seven games; the Razorbacks are 7-0 in those games
- ▶ Arkansas has made 5+ 3-pointers in 13 games and the team is 10-3 in those games
- ▶ The Razorbacks have made 15+ free throws in six games and are 4-2 in those contests
- ▶ Arkansas has scored 70+ points seven times; we are 7-0 in those games
- ▶ Arkansas has outscored its opponents 11 times in the first half, been tied once and been outscored four times in the first 20 minutes

THE FOURTH QUARTER

- ▶ Arkansas is shooting 38.2% (82-215) in the fourth quarter
- ▶ Jessica Jackson averages 3.1 ppg in the final frame
- ▶ The Razorbacks are outrebounding opponents 179-142 in the fourth quarter
- ▶ Arkansas is outscoring opponents by a +0.9 margin and out rebounding them by +2.3
- ▶ Arkansas has committed more turnovers (58) than its opponents (41)
- ▶ Arkansas has outscored nine opponents in the fourth quarter winning six of those games and falling to Missouri State, ORU and at Ole Miss
- ▶ South Dakota, Navy, Texas Tech, Butler and NSU all outscored Arkansas in the fourth quarter but the Razorbacks won the game
- ▶ Arkansas outscored Tulsa 23-11 on the road - the largest margin this season

RPI NOTES (1/9/17)

- ▶ Arkansas currently ranks No. 129 in the NCAA RPI report
- ▶ Arkansas is No. 69 in the Jeff Sagarin/CBN ratings
- ▶ Arkansas is No. 129 in the Warren Nolan rankings

SEEING DOUBLE

DOUBLE FIGURE GAMES

Jessica Jackson (92/25)	Times	20+ (30+)
2013-14	25	7 (1)
2014-15	26	5
2015-16	26	8
2016-17	15	4 (1)

Devin Cospser (18)	Times
2015-16	14
2016-17	4

Alecia Cooley (14)	Times
2015-16	7
2016-17	7

Malica Monk (11)	Times
2015-16	3
2016-17	8

Keiryn Swenson (8)	Times
2016-17	8

Jailyn Mason (5)	Times
2016-17	5

Aaliyah Wilson (2)	Times
2016-17	2

Bailey Zimmerman (1)	Times
2016-17	1

DOUBLE-DOUBLES

Jessica Jackson

Pts	Reb	Opponent	Date
11	10	at Ole Miss	1-1-17
34	10	Houston Baptist	12-28-16
16	10	Florida	1-29-16
15	12	at Butler	12-13-15
13	10	Southeastern La.	11-13-15
20	13	SHSU	11-15-15
19	11	at Missouri	3-1-15
17	13	LSU	2-22-15
14	11	at Alabama	2-1-15
18	10	No. 5/8 Texas A&M	1-4-15
19	12	Savannah State	11-16-14
18	11	Tennessee Tech	12-20-13
23	10	at Florida	1-9-14
31	10	Ole Miss	1-19-14
19	12	Auburn	2-2-14
21	11	Ole Miss (SEC)	4-5-14

Alecia Cooley

Pts	Reb	Opponent	Date
11	10	Florida	1-28-16
12	10	No. 24 Missouri	1-17-16
12	10	Missouri State	12-2-15
10	11	Memphis	12-25-16

Jailyn Mason

Pts	Ast	Opponent	Date
10	10	at Ole Miss	1-1-17
10	11	Houston Baptist	12-28-16

ARKANSAS' STARTERS

- ▶ The Razorback starters have scored 776 points - 69.35% of the team's points
- ▶ The starters have grabbed 382 rebounds - 58.77% of the total
- ▶ The starters have made 59 3-pointers and are 159-220 (.723) from the line

ARKANSAS' BENCH

- ▶ The Razorback bench has outscored the opponent's bench 343-257 this year
- ▶ Keiryn Swenson averages 8.1 ppg and Alecia Cooley 8.0 ppg when they come off the bench
- ▶ Arkansas' bench has hit 32 3-pointers compared to just 19 by opponents

STORYLINES

#BeArkansas

#BeArkansas - We keep the players who fit our program's needs home as well as show other great players what it means to represent the Razorbacks

- ▶ Five in-state players
- ▶ Five newcomers had offers from several other schools but chose Arkansas because of the coaching staff, the current players and the university
- ▶ Fayetteville No. 1 In Best Value. More: <http://bit.ly/2emfcaQ>.
- ▶ Be Relentless...Be Hard To Guard...Be the team no one wants to play

Expectations

Dykes has high expectations for this season. He has nine returners and five newcomers who will impact the team from day one.

- ▶ Return 77.9% of our scoring including our top three scores (Jackson, Cosper, Danberry)
- ▶ Return 70.3% of our rebounding including three of the top four (lost Melissa Wolff)
- ▶ Nine returning players and five newcomers including ESPN No. 30 Aaliyah Wilson

Awards \ Honors \ Goals

Jessica Jackson returns for her senior season as just the fourth player in program history to earn All-SEC First Team honors. Her goal is to elevate her game and get drafted by the WNBA at the end of the year.

Jackson was named **CollegeSportsMadness.com SEC Player of the Week** Dec. 5.

Jackson was named as a Senior CLASS Award candidate (1-5-17)

Newcomer **Aaliyah Wilson** is just the second McDonald's All-American to sign with Arkansas out of high school. Expectations are high for this freshman.

Jailyn Mason earned **SEC Freshman of the Week** honors Nov. 29, after helping the Razorbacks to the Nugget Classic title in Reno. It is her first collegiate honor and the first for Arkansas this season.

Building a Strong Foundation

Jimmy Dykes is building a strong foundation. The goal is to win but he won't sacrifice the process. Academics, work ethic and attitude will impact playing time as much as a player's shooting percentage.

- ▶ Getting players who fit our style on and off the court
- ▶ Getting things done in the classroom - six consecutive semesters above a 3.0 GPA

HOME SWEET HOME

- ▶ Arkansas is 254-97 in 24 seasons in Bud Walton
- ▶ Jimmy Dykes is 28-11 in BWA (8-6/11-4/7-1)

2016-17 NEWCOMERS

FRESHMAN VIDEOS

Get to know our newcomers in their own words. Watch Now!

MASON - bit.ly/MasonShoe
Ratliff - bit.ly/YasRatliff
Stout - bit.ly/GTKStout
Williams - bit.ly/KiaraWilliams
Wilson - bit.ly/AWilsonHorses

- ▶ Yasmeen Ratliff is the daughter of long-time NBA player Theo Ratliff
- ▶ Ratliff says defense is her strength
- ▶ Kiara Williams grew up in a busy household with two step-brothers, a little sister and little brother, a cousin and two aunts
- ▶ Williams is a big fan of the Marvel superhero movies
- ▶ Jailyn Mason has an Air Jordan shoe collection
- ▶ Check out the photos of Mason's collection here > bit.ly/MasonShoe
- ▶ Aaliyah Wilson has three siblings and a lot of cousins - her grandmother had 16 children
- ▶ Wilson loves to ride horses and has owned a couple of horses

ON THIS DATE

Jan. 12

1980	Arkansas	66	Tulane	65	New Orleans
1982	Arkansas	61	Oral Roberts	57	Fayetteville
1985	Arkansas	60	Texas	85	Fayetteville
1991	Arkansas	64	Texas Tech	62	Lubbock
1994	Arkansas	76	Dayton	59	Dayton
1997	#8 AR	68	#10 VU	77	Nashville
2003	#11 AR	67	#13 SC	58	Fayetteville
2006	Arkansas	64	AU	60	Fayetteville
2012	Arkansas	54	MS	60	Oxford

Jan. 15

1977	Arkansas	47	Tulsa	55	
1982	Arkansas	90	SW Louisiana	59	
1983	Arkansas	43	KY	77	Lexington
1985	Arkansas	74	Texas Tech	78	
1991	Arkansas	99	SMU	61	
1998	Arkansas	80	MSU	73	Starkville
2006	Arkansas	73	AL	75	Tuscaloosa
2012	Arkansas	59	AU	39	Fayetteville

DEEP BENCH-WITH EXPERIENCE

Last season, Arkansas had just three returners who had played minutes for head coach Jimmy Dykes. This year, the Razorbacks returned nine players who saw action in games last season. The returners had 290 combined games of experience, 2,367 career points and 1,065 career rebounds prior to the 2016-17 season.

- ▶ Arkansas welcomed eight newcomers in 2015-16 and was the youngest team in the SEC and fifth-youngest in the country in terms of current players with minutes under the current head coach.
- ▶ This year, the Razorbacks returned nine of 12 players from a year ago and have two seniors on the roster making them much more experienced than a year ago.

DOUBLE DIGIT SCORING IN THE FIRST HALF

- ▶ Malica Monk was the first player to score in double figures in the first half of a game with 10 points against Sam Houston State.
- ▶ Monk posted 10 first half points against No. 4 Mississippi State in her first game back from injury
- ▶ Jessica Jackson scored in double figures in the first half five times this year:
 - ✓ Stetson with 11
 - ✓ Navy with 14
 - ✓ at Tulsa with 10
 - ✓ Northwestern State with 17
 - ✓ HBU with 20 (in 15 minutes)
- ▶ Jessica Jackson had 10 points in the first quarter against Stetson. It is the second time in her career she had double figure points in the 1Q
- ▶ Jessica Jackson added a third time with 10 points in 1Q at Tulsa
- ▶ Alecia Cooley had 10 points in the first half against Memphis
- ▶ Keiryn Swenson became the fourth different Razorback with double digits in the first 20 minutes when she had 12 against Butler

WE ARE FAMILY

Several Razorback players hail from large families. Check out some of the family sizes here.

Jessica Jackson	7
Chris, Adrian, Asia, Jennifer, Kailyn, Cedric, Khylan	
Alecia Cooley	7
Mia, Cojuan, Janava, Cheri, Laurie, Amber, Jasmine	
Yasmeen Ratliff	5
Stacia, Alexis, Sasha, Adonis, Darius	
Kiara Williams	4*
Jasmine Davis, Rodney Davis, Deunte Davis, Deundre Davis	
Bailey Zimmerman	3
John Paul, Jordan, Brooke	
Malica Monk	2
Mark, Mason	
Keiryn Swenson	2
Kameron, Konner	
Aalyah Wilson	2**
Devante, Alexis	
Devin Cospers	1
Sierra	
Sydney Stout	1
Savanna	
Jailyn Mason	14***
Roman, Amari, Elijah, Isaiah	

*Williams also grew up with 2 aunts and a cousin in the household

**Grandmother had 16 kids so she had a lot of cousins around

***Has 14 siblings and is closest with the ones who are listed

SPEAKING OF FAMILY

Bailey Zimmerman is a cousin of Arkansas men's basketball assistant coach Matt Zimmerman.

A MAJOR ACCOMPLISHMENT

Alecia Cooley	Communication
Devin Cospers	Communication
Jessica Jackson	Rec. & Sport Management
Jailyn Mason	Journalism: News/Editorial
Malica Monk	Rec. & Sport Management
Yasmeen Ratliff	Apparel Merch./Product Dev.
Sydney Stout	Management
Keiryn Swenson	Accounting
Aaliyah Wilson	Pre-Physical Therapy
Bailey Zimmerman	Apparel Merch./Product Dev.

► Devin Cospers added her name to this list with double digits in the first 20 minutes at Missouri State. She finished with a career-best 18 points.

TOUGH SCHEDULE IN 2016-17

The SEC is always a tough place to play and this year is no exception

- Arkansas faces seven ranked or receiving votes opponents for eight games in SEC play
- This includes No. 4 Mississippi State, No. 5 South Carolina, and Tennessee, Kentucky, Texas A&M, Alabama, and LSU who are receiving votes
- The Razorbacks have a stretch in which five of seven opponents are ranked or getting votes
- Two of those contests are on the road
- The SEC sent nine teams to the NCAA Tournament and one other to the WNIT last season

It's not just the SEC either. The Razorbacks have put together a non-conference schedule that will allow the team to find itself while getting tough for league play:

- Arkansas hosted WNIT Champ South Dakota
- The Razorbacks travel to Missouri State who took part in last year's NCAA Tournament
- Northwestern State picked sixth/T5th; Houston Baptist picked 8th/8th; Sam Houston State picked 9th/9th in Southland preseason coach's/sports information director's polls

PREVIOUS GAME NOTES

- The win over Stetson denied the Hatters a 5-0 start for the first time in program history.
- The win over South Dakota snapped an eight-game winning streak. That was the second-longest winning streak in the nation at that time.
- Arkansas held Tulsa to season lows in field-goal percentage (29.7 percent), 3-point field-goal percentage (14.3 percent) and scoring (50 points).
- Held Stetson to two offensive rebounds; Held Tulsa to season low field goal percentage (29.7) and 3-point field goal percentage (14.3)
- Arkansas had 11 consecutive defensive stops in the fourth quarter in a come-from-behind win at Tulsa
- Arkansas defeated Tulsa 57-50, when trailing 39-34 after three quarters. Since the NCAA switched to four quarters for the 2015-16 season, the only other time that Arkansas won when trailing after three quarters was Feb. 18, 2016, at home against Alabama, when Arkansas trailed 51-48 and came back to win 69-67.
- Arkansas defeated Texas Tech 66-60, to improve to 2-1 all-time in the SEC/Big 12 Challenge, and also help the SEC to a 6-4 win over the Big 12 in the SEC/Big 12 Challenge this season.

- Opened with 10-0 run holding Butler without a point for the first 4:57 of the game
- Arkansas held Northwestern State to 36 points, including 13 first-half points, both season lows for points allowed by Arkansas. The 41-13 half-time lead also represented their largest half-time lead this season.
- Arkansas closed nonconference play with a 101-40 win over Houston Baptist, eclipsing the century mark for the first time since scoring 100 in a 100-54 win over Mississippi Valley State on Dec. 28, 2013.
- Arkansas set season highs for points in the first half (54 points), halftime lead (30 points), points in a game (101 points) and margin of victory (61 points) against Houston Baptist.
- Also against Houston Baptist, Arkansas set season highs with 10 3-point field goals and 27 assists. Jailyn Mason set a career high and an Arkansas individual season high with 11 assists.
- Arkansas set the school record with 31 points in the second quarter and tied the school record with 34 points in the third quarter, outscoring Houston Baptist 65-18 in the middle frames.
- Arkansas shot 52.1 percent from the floor against Houston Baptist, its third game to shoot 50 percent or better and its seventh game to shoot 45 percent or better this season.
- Arkansas held Houston Baptist to 24.1 percent shooting, the second-lowest field-goal percentage allowed by Arkansas and the fourth game that Arkansas has held an opponent under 30 percent shooting this season.
- Arkansas held Mississippi State to 59 points, its second-lowest scoring output of the season, and 36.5 percent shooting from the floor and 18.2 percent shooting from 3-point range, both of which are its second-lowest shooting percentages of the season.
- Arkansas was held without a made field goal for the final 5:07, as LSU finished the game on an 11-1 run and outscored Arkansas 16-7 in the fourth quarter.
- Arkansas held LSU to 28.8 percent shooting and allowed just 18 points in the paint and 10 second-chance points.
- Making her fifth straight start, Devin Cospers scored a team-high 15 points against LSU, finishing three points shy of her season and career high for points.

AP TOP 25 (1.9.17)

RK	TEAM	RECORD	PTS
1	Connecticut (33)	14-0	825
2	Baylor	15-1	783
3	Maryland	15-1	745
4	Mississippi State	17-0	726
5	South Carolina	13-1	699
6	Notre Dame	15-2	670
7	Florida State	15-2	595
8	Washington	16-2	544
9	Louisville	15-3	540
10	Oregon State	15-1	509
11	Ohio State	14-4	488
12	Duke	14-2	436
13	Stanford	13-3	429
14	Miami	13-3	388
15	Virginia Tech	15-0	347
16	Texas	10-4	346
17	UCLA	11-4	326
18	West Virginia	14-2	269
19	Arizona State	12-3	263
20	South Florida	13-1	181
21	DePaul	13-4	142
22	Oklahoma	12-4	139
23	NC State	13-4	104
24	California	13-3	50
25	Kansas State	12-4	46

Others receiving votes: Syracuse 37, Tennessee 33, Colorado 15, Green Bay 14, Texas A&M 11, Kentucky 9, USC 6, LSU 4, Oregon 3, Alabama 2, Charlotte 1

USA TODAY COACHES POLL (1.10.17)

RK	TEAM	RECORD	PTS
1	Connecticut (31)	14-0	775
2	Baylor	15-1	734
3	Maryland	15-1	700
4	Mississippi State	17-0	681
5	South Carolina	13-1	663
6	Notre Dame	15-2	625
7	Florida State	15-2	570
8	Louisville	15-3	544
9	Washington	16-2	516
10	Oregon State	15-1	497
11	Ohio State	14-4	443
12	Stanford	13-3	423
13	UCLA	11-4	385
14	Miami	13-3	337
15	Duke	14-2	328
16	Virginia Tech	15-0	291
17	Texas	10-4	288
18	Arizona State	12-3	270
19	West Virginia	14-2	258
20	DePaul	13-4	173
21	South Florida	13-1	165
22	NC State	13-4	101
23	California	13-3	87
24	Syracuse	12-5	82
25	Oklahoma	12-4	63

Others receiving votes: Green Bay 28, Oklahoma State 10, Michigan 8, Michigan State 7, Tennessee 7, Temple 4, Northwestern 3, Saint Louis 2, Texas A&M 2, Kansas State 2, Creighton 1, LSU 1, Tulane 1

STATS & STANDINGS

TEAM	SEC			OVERALL		
	W	L	PCT.	W	L	PCT.
Mississippi State	3	0	1.000	17	0	1.000
South Carolina	3	0	1.000	13	1	.929
Alabama	2	1	.667	14	2	.875
Auburn	2	1	.667	12	5	.706
Georgia	2	1	.667	10	6	.625
LSU	2	1	.667	13	3	.813
Tennessee	2	1	.667	10	5	.667
Texas A&M	2	1	.667	12	4	.750
Kentucky	1	2	.333	10	6	.625
Ole Miss	1	2	.333	12	4	.750
Missouri	1	2	.333	11	6	.647
Arkansas	0	3	.000	11	5	.688
Florida	0	3	.000	9	7	.563
Vanderbilt	0	3	.000	10	6	.625

SEC & NCAA STATS (1/9/17)

CATEGORY*	ALL GAMES	NCAA
Assist/Turnover Ratio	5 (1.04)	74
Blocked Shots	3 (76)	38
Blocks Per Game	3 (4.8)	48
Fewest Fouls	5 (237)	78
Fouls Per Game	3 (14.8)	32
Fewest Turnovers	4 (227)	101
Field Goal Pct Defense	3 (35.6)	33
Scoring Defense	4 (56.1)	28
Scoring Margin	5 (+13.9)	39
3-Point FG Pct.	4 (34.7)	71
Turnovers Per Game	4 (14.2)	54

*Top five only

CATEGORY	ALL GAMES	NCAA
Jessica Jackson		
Scoring	3 (17.2)	78
FGA	6 (215)	86
FGM	12 (89)	131
FG Pct	15 (41.4)	213
Points	8 (264)	75
PPG	9 (16.5)	104
FTA	5 (83)	57
FTM	7 (59)	83
Malica Monk		
Assist/TO Ratio	6 (2.10)	61
Assists Per Game	14 (3.4)	241
Steals Per Game	10 (2.0)	160
Jailyn Mason		
Assist/TO Ratio	4 (2.57)	23
Assists Per Game	10 (3.7)	199
Alecia Cooley		
Blocks	9 (20)	140
BPG	11 (1.25)	174

SEC SCHEDULE

JANUARY

12 (Thursday)

*Kentucky at Alabama (SECN+)	7:00 p.m. CT
*Arkansas at Texas A&M (SECN+)	7:00 p.m. CT
*Auburn at Vanderbilt (SECN+)	7:00 p.m. CT
*Florida at Mississippi State (SEC Network)	8:00 p.m. CT
*Georgia at South Carolina (SEC Network)	7:00 p.m. ET
*Missouri at LSU (SECN+)	7:00 p.m. CT
*Tennessee at Ole Miss (SECN+)	6:00 p.m. CT

15 (Sunday)

*Arkansas at Alabama (SEC Network)	4:00 p.m. CT
*Texas A&M at Florida (SEC Network)	1:00 p.m. ET
*Georgia at Kentucky (SEC Network)	3:00 p.m. ET
*South Carolina at LSU (SECN+)	2:00 p.m. CT
*Missouri at Vanderbilt (SECN+)	2:00 p.m. CT

ABOUT OUR OPPONENT

TEXAS A&M AGGIES

► Picked to finish sixth in the SEC preseason coaches' poll, Texas A&M is 12-4 overall and 2-1 in SEC play, including a neutral-site win over No. 19 Syracuse in late December and a road win over No. 24 Kentucky this past Sunday. The Aggies are currently fifth among other teams receiving votes in the latest Associated Press poll.

► Texas A&M is 7-1 at home this season, including a 77-72 win over Vanderbilt in its SEC opener on Jan. 2.

► Curtyce Knox scored a career-high 26 points in a 77-68 win over No. 24 Kentucky this past Sunday. Danni Williams added 19 points, while Khaalia Hillsman had a double-double with 16 points and 12 rebounds. The Aggies knocked down a season-high seven 3-pointers and held a 22-8 advantage in second-chance points.

► Texas A&M ranks among the SEC and national leaders in free throw attempts (359, 3rd SEC, 9th NCAA), free throws made (271, 3rd SEC, 5th NCAA) and free-throw percentage (75.5 percent, 2nd SEC, 34th NCAA).

► Texas A&M ranks fourth in the SEC and 18th in the nation in rebound margin, outrebounding opponents by 9.5 rebounds per game.

► Danni Williams leads the team and ranks second in the SEC in scoring, averaging 17.7 points per game, and has scored in double figures in six straight games and 15 times in 16 games this season.

► Khaalia Hillsman ranks second on the team and seventh in the SEC in scoring, averaging 16.6 points per game, to go along with 8.2 rebounds per game. She has recorded three straight double-doubles and eight double-doubles this season, which ranks fourth in the SEC and 18th in the nation.

SERIES NOTES

► All Time: 21-7

► Fayetteville: 11-2

► College Station: 2-1

► Neutral: 2-1

► Streak: Arkansas W1

► Devin Cospier dropped in a career-best 18 points and Jessica Jackson added 17 in the 67-61 win over No. 13 Texas A&M in Fayetteville last season

► Arkansas is 21-7 all-time against Texas A&M, including 1-4 since Texas A&M joined the SEC prior to the 2012-13 season. The Aggies won the first four meetings as SEC foes, before the Razorbacks won last year's lone meeting in Fayetteville, 67-61.

► Arkansas holds an 8-4 advantage in games played in College Station but has lost the last three meetings, last winning in College Station during the 1990-91 season

► Arkansas travels to Texas A&M for the first time since the 2014-15 season, when the Aggies won 59-55. It's also the third time that Arkansas has traveled to Texas A&M since the Aggies joined the SEC prior to the 2012-13 season and lost each of those two times.

► Arkansas played Texas A&M in the Aggies' second-to-last game as a member of the Big 12 Conference, falling to the Aggies 61-59 in the second round of the 2012 NCAA Tournament.

	ARK	TAMU
Scoring	1119	1181
PPG	69.9	73.8
Margin	+13.9	+11.4
Field Goals	407	430
Attempted	948	968
Pct	.429	.444
3-Point FG	91	50
Attempted	262	156
3PTPG	5.7	3.1
Pct.	.347	.321
Free Throws	214	271
Attempted	310	359
FTPG	13.4	16.9
Pct.	.690	.755
Rebounds	650	655
RPG	40.6	40.9
Margin	+6.8	+9.5
Assists	236	261
APG	14.8	16.3
Turnovers	227	232
TPG	14.2	14.5
TO Margin	+1.6	+1.4
Steals	120	132
SPG	7.5	8.3
Blocks	76	57
BPG	4.8	3.6

TEXAS A&M21-7

Games: 28

SEC: 1-4

Series Record: Arkansas leads 21-7

Fayetteville: 11-2

College Station: 8-4

Neutral: 2-1

Postseason: 0-1 (NCAA)

1/30/1981	AR	80	Texas A&M	62	Houston (SWC)
2/12/1982	AR	70	Texas A&M	60	College Station
1/19/1983	AR	75	Texas A&M	57	Fayetteville
3/11/1983	AR	66	Texas A&M	57	Austin (SWC)
1/21/1984	AR	69	Texas A&M	63	College Station
2/6/1984	AR	83	Texas A&M	70	Fayetteville
3/6/1984	AR	75	Texas A&M	66	Fayetteville (SWC)
1/2/1985	AR	81	Texas A&M	67	College Station
2/2/1985	AR	75	Texas A&M	65	Fayetteville
1/28/1986	AR	74	Texas A&M	65	College Station
3/1/1986	AR	75	Texas A&M	67	Fayetteville
1/24/1987	AR	86	Texas A&M	69	Fayetteville
2/25/1987	AR	63	Texas A&M	57	College Station
1/16/1988	AR	56	Texas A&M	60	College Station
2/16/1988	AR	79	Texas A&M	69	Fayetteville
3/10/1988	AR	58	Texas A&M	59	Dallas (SWC)
1/17/1989	AR	91	Texas A&M	90	Fayetteville
2/18/1989	AR	74	Texas A&M	73	College Station
1/20/1990	AR	70	Texas A&M	64	College Station
2/20/1990	#25 AR	76	Texas A&M	63	Fayetteville
1/22/1991	#11 AR	90	Texas A&M	66	Fayetteville
2/24/1991	#9 AR	91	Texas A&M	68	College Station
3/19/2012	AR	59	#22/14 TAMU	61	Coll. Station (NCAA)
1/6/2013	AR	51	#24/22 TAMU	63	Fayetteville
2/27/2014	AR	54	#17/16 TAMU	77	Coll. Station
1/4/2015	AR	50	#5/8 TAMU	52	Fayetteville
2/12/2015	RV AR	55	#15/16 TAMU	59	Coll. Station
1/7/2016	AR	67	#13/10 TAMU	61	Fayetteville

ARKANSAS RECORD WHEN ...

.....'16-'17	Dykes
Scoring First.....	7-3.....NA
Leading at Halftime.....	9-2.....33-10
Tied at Halftime.....	1-0.....3-0
Trailing at Halftime	1-3.....5-27
Shoots 45% or better.....	7-0.....15-0
Shoots less than 45%	4-5.....26-37
Opponent shoots less than 45%	10-4.....38-25
Opponents shoots 45% or better	1-1.....3-12
Outrebound opponent.....	10-2.....33-9
Ties opponent rebounds.....	0-0.....2-3
Outrebounded by opponent	1-3.....5-25
Fewer Turnovers.....	7-3.....23-19
Same number of turnovers.....	0-1.....4-5
More TOs than opponent	4-1.....14-13
Overall.....	11-5.....41-37
Home	8-3.....27-13
Road.....	1-2.....8-19
Neutral	2-0.....6-5
Nonconference	11-2.....28-15
Nonconference home	8-1.....17-5
Nonconference away	1-1.....5-5
Nonconference neutral	2-0.....6-5
In November	7-0.....15-4
In December	4-2.....11-8
In January	0-3.....6-14
In February.....	x.....7-7
In March.....	x.....2-4
On Monday	1-0.....5-1
On Tuesday	x.....x
On Wednesday.....	3-1.....5-3
On Thursday	1-1.....9-11
On Friday	2-0.....6-3
On Saturday.....	2-0.....3-1
On Sunday	2-3.....13-18
White Uniforms.....	10-3
Cardinal Uniforms.....	1-2
Shots at the Buzzer (Quarter, Half or Game)	
Jessica Jackson	
SD 4Q (:09); TTU 1Q (3pt :01); NSU 2Q (3pt :01)	
Jailyn Mason	
Memphis 1Q (3pt :00); Texas Tech 2Q (:06); ORU 1Q (:04)	
Aaliyah Wilson	
Texas Tech 3Q (3pt :02)	
Malica Monk	
Memphis 3Q (layup :01); Butler 1Q (:04)	
Devin Cosper	
Butler 3Q (3 pt :02)	
Sydney Stout	
HBU 2Q (2pt :03)	

2016-17 Margin of Victory/Defeat

	1	2	3	4	5	6	7	8	9	10	11-15	16-19	20+	Record
Wins	-	-	2	-	-	1	1	-	-	-	-	2	5	11
Losses	1	1	-	-	-	-	-	1	1	1	-	-	0	5

Most First Period Points

2016-17	25	SHSU (11-11-16)
All-Time	27	SELA (11-13-15)
Opponent	25	SDSU (11-18-15)

Most Third Period Points

2016-17	34	HBU (12-28-16)*
All-Time	34	HBU (12-28-16)*
Opponent	30	at Ole Miss (1-1-17)

Fewest First Period Points

2016-17	8	at Ole Miss (1-1-17)
All-Time	3	#5/6 Texas (12-20-15)
Opponent	6	SHSU (11-11-16)

Fewest Third Period Points

2016-17	8	at Tulsa (11-30-16)
All-Time	7	at #2 SC (1-3-16)
Opponent	4	LSU (1-21-16)

Most Second Period Points

2016-17	31	HBU (12-28-16)
All-Time	31	HBU (12-28-16)
Opponent	35	at #2 S. Carolina (1-3-16)

Most Fourth Period Points

2016-17	23	at Ole Miss (1-1-17)*
All-Time	32	Tulsa (11-23-15)
Opponent	27	Georgia (2-25-16)

Fewest Second Period Points

2016-17	5	at Tulsa (11-30-16)
All-Time	5	at Tulsa (11-30-16)
Opponent	5	#5/6 Texas (12-20-15)

Fewest Fourth Period Points

2016-17	7	LSU (1-8-17)
All-Time	5	#7 Ore. St. (11-28-15)
Opponent	10	#24 Missouri (1-17-16)*

Most First Half Points

2016-17	54	HBU (12-28-16)
All-Time	65	Tenn State (11-27-88)
Opponent	63	Texas (1-9-89)

Largest Margin of Victory

2016-17	61	HBU (12-28-16)
All-Time	79	(108-29) B Wesleyan (2-18-77)
Opponent	54	(28-82) La Tech (11-30-78)

Fewest First Half Points

2016-17	22	#4 Miss State (1-5-17)
All-Time	11	at Missouri (3-1-15)*
Opponent	8	Montana State (1-5-03)

*Most Recent

Jump Balls Won	Wilson.....	1	20+ Points/30+ Points			
Arkansas	7		Jackson.....	4/1		
Opponent.....	9	1H Double Figures	10+ Rebounds			
Scored First Points	Jackson.....	5	Cooley.....	1		
Jackson.....	5	Monk.....	Jackson.....	1		
Zimmerman.....	4	Swenson.....	2			
Mason.....	2	Cooley.....	1	5+ Assists/10+ Assists		
Cosper.....	2	Cosper.....	1	Mason.....	5/2	
Cooley.....	2			Monk.....	4	
Monk.....	1	1Q Double Figures	Jackson.....	1	Cosper.....	1
First Off The Bench	Wilson.....	6	Rebounding Leader	Jackson.....	2	
Wilson.....	6	Jackson.....	7	Mason.....	2	
Swenson.....	5	Cooley.....	5	Cooley.....	1	
Cosper.....	3	Swenson.....	3	Charges Drawn		
Freeman.....	2	Zimmerman.....	1	Swenson.....	5	
Stout.....	2	Cosper.....	1	Jackson.....	4	
Cooley.....	1			Monk.....	4	
Williams.....	1	10+ Points	Jackson.....	15	Zimmerman.....	3
Wilson.....	1	Jackson.....	8	Wilson.....	1	
Points Leader	Cooley.....	7	Cooley.....	1	Cooley.....	1
Jackson.....	10	Monk.....	7	Cosper.....	1	
Swenson.....	2	Mason.....	5	Forced 10-Second		
Monk.....	2	Cosper.....	4	Violations.....	2	
Cosper.....	2	Freeman.....	3	Forced Opponent		
Cooley.....	1	Wilson.....	1	Shot Clock Violations	16	
Mason.....	1	Zimmerman.....	1			
3-Point Leader	Jackson.....	9	15+ Points	Jackson.....	8	
Jackson.....	9	Jackson.....	8	Swenson.....	3	
Swenson.....	5	Swenson.....	3	Monk.....	2	
Zimmerman.....	2	Monk.....	2	Cosper.....	2	
Cosper.....	2	Cosper.....	2	Mason.....	1	
Mason.....	1	Mason.....	1			



@RazorbackWBB STATISTICS
ARKANSAS Combined Team Statistics (as of Jan 08, 2017)
All games



RECORD:	OVERALL	HOME	AWAY	NEUTRAL
ALL GAMES	11-5	8-3	1-2	2-0
CONFERENCE	0-3	0-2	0-1	0-0
NON-CONFERENCE	11-2	8-1	1-1	2-0

##	Player	gp-gs	min	avg	Total		3-Point		F-Throw		Rebounds				pf	dq	a	to	blk	stl	pts	avg		
					fg-fga	fg%	3fg-fga	3fg%	ft-fga	ft%	off	def	tot	avg										
00	JACKSON, Jessica	16-16	476	29.8	89-215	.414	27-75	.360	59-83	.711	43	64	107	6.7	36	0	26	39	13	13	264	16.5		
03	MONK, Malica	13-13	389	29.9	47-103	.456	3-10	.300	38-48	.792	10	22	32	2.5	31	1	44	21	6	26	135	10.4		
04	SWENSON, Keiryn	16-3	378	23.6	52-99	.525	22-43	.512	23-27	.852	29	44	73	4.6	23	0	8	13	14	8	149	9.3		
35	COOLEY, Alecia	16-13	361	22.6	43-88	.489	0-0	.000	39-54	.722	36	54	90	5.6	20	0	16	30	20	7	125	7.8		
14	MASON, Jaily	16-16	494	30.9	54-130	.415	7-18	.389	5-9	.556	12	59	71	4.4	34	1	59	23	5	15	120	7.5		
21	COSPER, Devin	15-5	300	20.0	41-105	.390	9-35	.257	13-19	.684	2	37	39	2.6	13	0	34	21	5	18	104	6.9		
22	ZIMMERMAN, Bailey	16-14	367	22.9	26-72	.361	11-41	.268	11-27	.407	18	52	70	4.4	25	0	20	24	5	15	74	4.6		
02	WILSON, Aaliyah	12-0	192	16.0	17-68	.250	7-30	.233	5-6	.833	7	30	37	3.1	20	0	23	27	4	6	46	3.8		
20	STOUT, Sydney	4-0	28	7.0	4-8	.500	3-7	.429	0-0	.000	0	7	7	1.8	4	0	0	2	1	0	11	2.8		
Team											33	33	66					4						
Total.....		16	3200		407-948	.429	91-262	.347	214-310	.690	214	436	650	40.6	237	2	236	227	76	120	1119	69.9		
Opponents.....		16	3200		341-957	.356	74-257	.288	141-207	.681	185	356	541	33.8	284	4	177	252	50	120	897	56.1		

TEAM STATISTICS	AR	OPP	Date	Opponent	Score	Att.
SCORING	1119	897	11/11/16	SAM HOUSTON STATE	w 71-39	4330
Points per game	69.9	56.1	11/13/16	LA-MONROE	w 92-46	3156
Scoring margin	+13.9	-	11/17/16	SOUTH DAKOTA	w 70-67	1054
FIELD GOALS-ATT	407-948	341-957	11/21/16	STETSON	w 79-62	1179
Field goal pct	.429	.356	! 11/25/16	vs Memphis	w 91-61	1662
3 POINT FG-ATT	91-262	74-257	! 11/26/16	vs NAVY	w 70-67	838
3-point FG pct	.347	.288	11/30/16	at Tulsa	w 57-50	514
3-pt FG made per game	5.7	4.6	^ 12/03/16	TEXAS TECH	w 66-60	1370
FREE THROWS-ATT	214-310	141-207	12/07/16	BUTLER	w 68-50	1017
Free throw pct	.690	.681	12/11/16	at Missouri State	L 62-64	3094
F-Throws made per game	13.4	8.8	12/18/16	NWST	w 65-36	1025
REBOUNDS	650	541	12/21/16	ORU	L 60-70	1721
Rebounds per game	40.6	33.8	12/28/16	HOUSTON BAPTIST	w 101-40	1361
Rebounding margin	+6.8	-	* 01/01/17	at Ole Miss	L 64-73	1280
ASSISTS	236	177	* 01/05/17	#4 MISSISSIPPI STATE	L 51-59	1233
Assists per game	14.8	11.1	* 01/08/17	LSU	L 52-53	2005
TURNOVERS	227	252				
Turnovers per game	14.2	15.8	! = Nugget Classic (Reno, Nev.)			
Turnover margin	+1.6	-	^ = SEC/Big 12 Challenge (Fayetteville, Ark.)			
Assist/turnover ratio	1.0	0.7	* = Conference game			
STEALS	120	120				
Steals per game	7.5	7.5				
BLOCKS	76	50				
Blocks per game	4.8	3.1				
ATTENDANCE	19451	7388				
Home games-Avg/Game	11-1768	3-1629				
Neutral site-Avg/Game	-	2-1250				

Score by Periods	1st	2nd	3rd	4th	Totals
ARKANSAS	309	261	296	253	1119
Opponents	201	212	246	238	897



@RazorbackWBB STATISTICS
 ARKANSAS Combined Team Statistics (as of Jan 08, 2017)
Conference games



RECORD:	OVERALL	HOME	AWAY	NEUTRAL
ALL GAMES	0-3	0-2	0-1	0-0
CONFERENCE	0-3	0-2	0-1	0-0
NON-CONFERENCE	0-0	0-0	0-0	0-0

#	Player	gp-gs	min	avg	Total		3-Point		F-Throw		Rebounds			pf	dq	a	to	blk	stl	pts	avg	
					fg-fga	fg%	3fg-fga	3fg%	ft-fa	ft%	off	def	tot									
03	MONK, Malica	2-2	72	36.0	4-18	.222	1-4	.250	14-17	.824	1	3	4	2.0	8	0	5	5	5	5	23	11.5
04	SWENSON, Keiryn	3-2	87	29.0	10-25	.400	6-15	.400	5-5	1.000	6	9	15	5.0	5	0	1	5	2	2	31	10.3
21	COSPER, Devin	3-3	78	26.0	12-24	.500	3-10	.300	3-4	.750	1	10	11	3.7	5	0	6	9	1	3	30	10.0
00	JACKSON, Jessica	3-3	90	30.0	9-32	.281	4-16	.250	7-11	.636	6	13	19	6.3	7	0	4	11	2	2	29	9.7
35	COOLEY, Alecia	3-1	71	23.7	7-14	.500	0-0	.000	7-10	.700	6	6	12	4.0	4	0	1	5	4	2	21	7.0
14	MASON, Jailyn	3-3	104	34.7	9-27	.333	0-2	.000	1-2	.500	0	11	11	3.7	11	1	14	5	3	2	19	6.3
02	WILSON, Aaliyah	3-0	40	13.3	2-11	.182	1-6	.167	2-2	1.000	0	3	3	1.0	7	0	3	7	0	0	7	2.3
22	ZIMMERMAN, Bailey	3-1	58	19.3	3-10	.300	0-4	.000	1-6	.167	3	9	12	4.0	7	0	1	9	2	2	7	2.3
Team											7	12	19									
Total.....		3	600		56-161	.348	15-57	.263	40-57	.702	30	76	106	35.3	54	1	35	56	19	18	167	55.7
Opponents.....		3	600		70-194	.361	12-41	.293	33-53	.623	53	81	134	44.7	60	1	41	48	9	32	185	61.7

TEAM STATISTICS	AR	OPP	Date	Opponent	Score	Att.
SCORING	167	185	* 01/01/17	at Ole Miss	L 64-73	1280
Points per game	55.7	61.7	* 01/05/17	#4 MISSISSIPPI STATE	L 51-59	1233
Scoring margin	-6.0	-	* 01/08/17	LSU	L 52-53	2005
FIELD GOALS-ATT	56-161	70-194	! = Nugget Classic (Reno, Nev.)			
Field goal pct	.348	.361	^ = SEC/Big 12 Challenge (Fayetteville, Ark.)			
3 POINT FG-ATT	15-57	12-41	* = Conference game			
3-point FG pct	.263	.293				
3-pt FG made per game	5.0	4.0				
FREE THROWS-ATT	40-57	33-53				
Free throw pct	.702	.623				
F-Throws made per game	13.3	11.0				
REBOUNDS	106	134				
Rebounds per game	35.3	44.7				
Rebounding margin	-9.3	-				
ASSISTS	35	41				
Assists per game	11.7	13.7				
TURNOVERS	56	48				
Turnovers per game	18.7	16.0				
Turnover margin	-2.7	-				
Assist/turnover ratio	0.6	0.9				
STEALS	18	32				
Steals per game	6.0	10.7				
BLOCKS	19	9				
Blocks per game	6.3	3.0				
ATTENDANCE	3238	1280				
Home games-Avg/Game	2-1619	1-1280				
Neutral site-Avg/Game	-	0-0				

Score by Periods	1st	2nd	3rd	4th	Totals
ARKANSAS	38	39	48	42	167
Opponents	42	42	55	46	185



JIMMY DYKES

HEAD COACH

The most successful basketball programs all have a few key elements in common.

PASSION

They are passionate about the game. The coaches are passionate about their team, the players are passionate about the opportunity to represent their uni-

versity and the fans are passionate about supporting the program.

EXCITEMENT

All successful programs are filled with excitement. They are exciting to watch and to be a part of.

COMMITMENT

It takes a lot of people to make a program successful and they all have to be committed to the effort. It starts with the coaches and staff and extends to the players but the best programs in the country take it further. Everyone who impacts the program, from professors, athletic trainers, academic coordinators, administrators and fans, all have to be willing to work toward the same goal of excellence in all areas.

PERFORMANCE

Finally, successful teams have to perform at a high level every day. Whether in the classroom, in the community or on the court, doing things the right way is vital to the program's success.

The University of Arkansas made a move March 30, 2014, when they welcomed Jimmy Dykes as the eighth head coach of the Razorback women's basketball team.

QUICK HITS

- Jimmy Dykes is the eighth head coach in Razorback Women's Basketball History
- Three-year University of Arkansas basketball letterman
- Jimmy Dykes attended high school at Estes Park (Colo.) and Fayetteville HS
- Jimmy Dykes earned his bachelor's degree in speech education at Arkansas in 1985
- Graduated with honors from the University of Arkansas with a 3.54 GPA
- Served under legendary coach Eddie Sutton as an assistant at Arkansas, Kentucky and Oklahoma State

THE 411 CHRONOLOGY

Head Coach	Years	Record
University of Arkansas	2014-15	18-14, 6-10, NCAA 2nd Round
	2015-16	12-18, 7-9
	2016-17	11-5, 0-3
TOTAL	3 seasons	41-37, 13-22 SEC

Assistant Coach

Assistant Coach	Years	Worked With
University of Arkansas	1984-1985	Eddie Sutton
Sacramento State	1985-86	Bill Brown
Appalachian State University	1986-87	Tom Apke
University of Kentucky	1987-89	Eddie Sutton
University of Arkansas-Little Rock	1989-90	Mike Newell
Oklahoma State University	1990-91	Eddie Sutton

NATIONAL BASKETBALL ASSOCIATION

1991-1993 | College Scout | Seattle Supersonics

HIGH SCHOOL

1994-1998; 2003-2004 | Athletic Director | Shiloh Christian

ESPN/ABC SPORTS | 1995-2014

- Game and studio college men's and women's basketball analyst
- Game analyst for NCAA Women's Basketball Tournament
- Coverage of the WNBA playoffs
- College football sideline reporter

PERSONAL

- Born: May 3, 1961
- Bachelor's Degree: Arkansas, 1985 in Speech Education
- Family: Wife: Tiffany (Beasley); married in 2002, daughter Kennedy
- Tiffany - an Arkansas graduate, 2003
- Hometown: Tulsa, Oklahoma
- High school at Estes Park HS (Colo.), Fayetteville HS
- Multi-sport athlete

BY THE NUMBERS

41

Career Wins

20

SEC Career Wins

13

2015-16 recruiting class rank

5

Newcomers for 2016-17

1

NCAA Tourney appearance

1

NCAA Tournament wins

DYKES VS. CONFERENCES

- Total: 41-37
- SEC: 14-25 (includes SEC Tournament)
- American: 3-0
- Atlantic Sun: 1-0
- Atlantic-10: 1-0
- Big East: 1-1
- Big 10: 2-2
- Big 12: 2-2
- Conference USA: 1-0
- Mid-Eastern Athletic: 1-0
- MVC: 1-2
- Pac-12: 0-1
- Patriot League: 1-0
- Southland: 8-1
- SWAC: 2-0
- Summit League: 2-2
- Sun Belt: 1-1



00

16-17 HIGHS

Points	34 vs. HBU, 12-28-16
FGM	12 vs. HBU, 12-28-16
FGA	17 vs. Tulsa, 11-30-16
3PM	3 vs. HBU, 12-28-16*
3PA	7 vs. South Dakota, 11-17-16
FTM	8 vs. Butler, 12-7-16
FTA	11 vs. South Dakota, 11-17-16
OREB	5 vs. HBU, 12-28-16*
DREB	7 at Missouri State, 12-11-16
REB	10 vs. HBU, 12-28-16
AST	5 vs. HBU, 12-28-16
BLK	3 vs. ORU, 12-21-16
STL	3 vs. HBU, 12-28-16*
MIN	38 at Ole Miss, 1-1-17

CAREER HIGHS

Points	34 vs. HBU, 12-28-16
FGM	12 vs. HBU, 12-28-16
FGA	25, #13/15 Ky, 2-26-15
3PM	5, #13/15 Ky, 2-26-15*
3PA	11, #13/15 Ky, 2-26-15
FTM	9, at Missouri, 1-5-14
FTA	10, Tulsa, 12-14-14*
OREB	5 vs. HBU, 12-28-16*
DREB	10, vs. Auburn, 2-2-14
	10, vs. Florida, 1-28-16 OT
REB	13, SHSU, 11-15-15
AST	5 vs. HBU, 12-28-16
BLK	5, Tulsa, 12-14-14*
STL	3 vs. HBU, 12-28-16*
MIN	39, at LSU, 1-21-16*

*Most Recent

MISCELLANEOUS

	2016-17	Career
10+ Pts	15	92
15+ Pts	8	66
20+ Pts	4	24
30+ Pts	1	2
10+ Rebs	2	15
15+ Rebs	-	-
2BL-2BL	2	15
5+ Ast	1	--
Led AR in Pts	10	50
Led AR in Reb	6	32
GP/GS	16/16	107/102

HONORS

- Senior CLASS Award candidate
- Preseason All-SEC First-Team, '16
- MVP Nugget Classic
- CollegeSportsMadness.com SEC Player of the Week (Dec. 5, 2016)
- All-SEC Second-Team, '14, '15
- **All-SEC First-Team, '16**
- All-SEC Freshman Team, 2014
- AP All-SEC Hon. Mention, 2014
- AP All-SEC Second-Team, 2015
- SEC First-Year Academic HR, 2014
- CSM.com POW, Jan. 18, 2016

NOTES

- Named to coaches **preseason All-SEC First-Team** in '16-17
- Single season personal best 15 consecutive games in double figure scoring as a senior
- Scored in double figures in the first quarter against Stetson, Tulsa and Northwestern State
- Nugget Classic MVP in Reno
- First double-double of the year with 34 and 10 verses HBU
- Followed with double-double at Ole Miss with 10 and 10
- Ranked as No. 15 WNBA draft prospect by CollegeSportsMadness.com
- **Senior CLASS Award** candidate (Jan. 5, 2017)
- Career-best 34 points against Houston Baptist are tied for second-most points by an SEC player this season and tied for the 11th-most points in Arkansas history.
- Scored 30 or more points for the second time in her career and the first time since scoring 31 points as a freshman against Ole Miss on Jan. 19, 2014.



JESSICA JACKSON
F | SR | 6-3 | JACKSONVILLE, ARK.

16-17 GAME BY GAME

Opponent	Date	gs	min	Total		3-Pointers		Free throws		Rebounds				Other				pts	avg		
				fg-fga	pct	3fg-fga	pct	ft-fa	pct	off	def	tot	avg	pf	a	t/o	blk			stl	
SAM HOUSTON STATE	11/11/16	*	27	6-14	.429	3-4	.750	5-7	.714	3	5	8	8.0	3	4	0	1	0	20	20.0	
LA-MONROE	11/13/16	*	23	5-14	.357	3-5	.600	0-0	.000	2	4	6	7.0	2	0	2	0	2	13	16.5	
SOUTH DAKOTA	11/17/16	*	30	5-15	.333	2-7	.286	2-11	.182	3	4	7	7.0	0	2	4	0	1	14	15.7	
STETSON	11/21/16	*	35	7-16	.438	2-5	.400	3-4	.750	3	4	7	7.0	3	2	0	1	0	19	16.5	
vs Memphis	11/25/16	*	23	5-9	.556	0-2	.000	2-2	1.000	3	3	6	6.8	2	1	2	1	0	12	15.6	
vs NAVY	11/26/16	*	28	6-15	.400	1-4	.250	4-6	.667	2	0	2	6.0	2	2	4	0	0	17	15.8	
at Tulsa	11/30/16	*	36	9-17	.529	2-6	.333	2-2	1.000	3	6	9	6.4	2	0	2	1	0	22	16.7	
TEXAS TECH	12/03/16	*	31	3-16	.188	1-5	.200	7-10	.700	2	4	6	6.4	1	3	1	1	0	14	16.4	
BUTLER	12/07/16	*	30	5-11	.455	1-3	.333	8-10	.800	5	4	9	6.7	2	1	5	1	3	19	16.7	
at Missouri State	12/11/16	*	27	2-9	.222	1-5	.200	6-6	1.000	2	7	9	6.9	4	0	2	0	0	11	16.1	
NWST	12/18/16	*	33	9-15	.600	3-5	.600	2-2	1.000	3	3	6	6.8	3	1	2	0	0	23	16.7	
ORU	12/21/16	*	37	6-16	.375	1-2	.500	4-4	1.000	1	2	3	6.5	3	1	3	3	2	17	16.8	
HOUSTON BAPTIST	12/28/16	*	26	12-16	.750	3-6	.500	7-8	.875	5	5	10	6.8	2	5	1	2	3	34	18.1	
at Ole Miss	01/01/17	*	38	3-15	.200	2-8	.250	3-4	.750	2	8	10	7.0	1	4	2	0	1	11	17.6	
#4 MISSISSIPPI STATE	01/05/17	*	23	4-10	.400	2-5	.400	2-4	.500	1	2	3	6.7	4	0	5	2	1	12	17.2	
LSU	01/08/17	*	29	2-7	.286	0-3	.000	2-3	.667	3	3	6	6.7	2	0	4	0	0	6	16.5	
Totals			16	476	89-215	.414	27-75	.360	59-83	.711	43	64	107	6.7	36	26	39	13	13	264	16.5

Games played: 16
Minutes/game: 29.8
Points/game: 16.5
FG Pct: 41.4
3FG Pct: 36.0
FT Pct: 71.1

Rebounds/game: 6.7
Assists/game: 1.6
Turnovers/game: 2.4
Assist/turnover ratio: 0.7
Steals/game: 0.8
Blocks/game: 0.8

JACKSON'S CAREER STATISTICS

Season	gp-gs	min/avg	Total		3-Point		F-Throws		Rebounds				Scoring							
			fg-fga	pct	fg-fga	pct	ft-fa	pct	off	def	tot	avg	pf	fo	ast	to	blk	stl	pts	avg
2013-14	30-30	903/30.1	163-385	.423	48-125	.384	111-138	.804	45	136	181	6.0	70	0	40	51	45	24	485	16.2
2014-15	32-29	1032/32.2	161-431	.374	56-163	.344	99-126	.786	61	139	200	6.3	86	2	30	96	33	27	477	14.9
2015-16	29-27	920/31.7	170-418	.407	48-150	.320	89-121	.736	51	132	183	6.3	76	3	30	70	33	15	477	16.4
2016-17	16-16	476/29.8	89-215	.414	27-75	.360	59-83	.711	43	64	107	6.7	36	0	26	39	13	13	264	16.5
TOTAL	107-102	3331/31.1	583-1449	.402	179-513	.349	358-468	.765	200	471	671	6.3	268	5	126	256	124	79	1703	15.9

2

NOTES

- Second-ever McDonald's All-American to join team out of HS
- Missed start of season with illness
- Missed Missouri State with death in family
- First career game with double figure scoring with 10 points against Memphis
- Career-best 11 points in 18 minutes versus Texas Tech in SEC/Big 12 Challenge



AALIYAH WILSON
F | FR | 5-10 | MUSKOGEE, OKLA.

16-17 HIGHS

Points	11 vs. Texas Tech, 12-3-16
FGM	4 vs. HBU, 12-28-16*
FGA	13 vs. HBU, 12-28-16
3PM	2 vs. Texas Tech, 12-3-16*
3PA	4 vs. Tulsa, 11-30-16*
FTM	2 vs. LSU, 1-8-17*
FTA	2 vs. LSU, 1-8-17*
OREB	2 vs. Texas Tech, 12-3-16*
DREB	5 vs. HBU, 12-28-16*
REB	6 vs. Texas Tech, 12-3-16*
AST	5 vs. HBU, 12-28-16
BLK	2 vs. HBU, 12-28-16
STL	2 vs. Texas Tech, 12-3-16*
MIN	29 vs. HBU, 12-28-16

*Most Recent

CAREER HIGHS

Points	11 vs. Texas Tech, 12-3-16
FGM	4 vs. HBU, 12-28-16*
FGA	13 vs. HBU, 12-28-16
3PM	2 vs. Texas Tech, 12-3-16*
3PA	4 vs. Tulsa, 11-30-16*
FTM	2 vs. LSU, 1-8-17
FTA	2 vs. LSU, 1-8-17*
OREB	2 vs. Texas Tech, 12-3-16*
DREB	5 vs. HBU, 12-28-16*
REB	6 vs. Texas Tech, 12-3-16*
AST	5 vs. HBU, 12-28-16
BLK	2 vs. HBU, 12-28-16
STL	2 vs. Texas Tech, 12-3-16*
MIN	29 vs. HBU, 12-28-16

*Most Recent

MISCELLANEOUS

	2016-17	Career
10+ Pts	2	2
15+ Pts	-	-
20+ Pts	-	-
10+ Rebs	-	-
15+ Rebs	-	-
Double-Double	-	-
5+ Ast	1	1
Led AR in Pts	-	-
Led AR in Reb	-	-
GP/GS	12/-	12/-

16-17 GAME BY GAME

Opponent	Date	gs	min	Total		3-Pointers		Free throws		Rebounds				pf	a	t/o	blk	stl	pts	avg
				fg-fga	pct	3fg-fga	pct	ft-fa	pct	off	def	tot	avg							
SAM HOUSTON STATE	11/11/16		dnp	-	-	-	-	-	-	-	-	-	-	-	-	-	-	-	-	-
LA-MONROE	11/13/16		dnp	-	-	-	-	-	-	-	-	-	-	-	-	-	-	-	-	-
SOUTH DAKOTA	11/17/16		dnp	-	-	-	-	-	-	-	-	-	-	-	-	-	-	-	-	-
STETSON	11/21/16	7	1-4	.250	1-1	1.000	0-0	.000	1	2	3	3.0	0	2	0	0	0	3	3.0	
vs Memphis	11/25/16	20	4-9	.444	2-4	.500	0-0	.000	1	2	3	3.0	3	4	3	0	0	10	6.5	
vs NAVY	11/26/16	23	1-4	.250	1-3	.333	2-2	1.000	2	2	4	3.3	0	4	4	1	2	5	6.0	
at Tulsa	11/30/16	18	1-6	.167	0-4	.000	0-0	.000	1	5	6	4.0	3	0	2	0	0	2	5.0	
TEXAS TECH	12/03/16	18	4-12	.333	2-3	.667	1-2	.500	2	4	6	4.4	1	0	2	1	2	11	6.2	
BUTLER	12/07/16	6	0-2	.000	0-2	.000	0-0	.000	0	1	1	3.8	2	0	3	0	0	0	5.2	
at Missouri State	12/11/16		dnp	-	-	-	-	-	-	-	-	-	-	-	-	-	-	-	-	
NWST	12/18/16	17	0-4	.000	0-3	.000	0-0	.000	0	3	3	3.7	1	5	2	0	0	0	4.4	
ORU	12/21/16	14	0-3	.000	0-0	.000	0-0	.000	0	3	3	3.6	1	0	1	0	1	0	3.9	
HOUSTON BAPTIST	12/28/16	29	4-13	.308	0-4	.000	0-0	.000	0	5	5	3.8	2	5	3	2	1	8	4.3	
at Ole Miss	01/01/17	19	1-6	.167	1-3	.333	0-0	.000	0	2	2	3.6	3	2	3	0	0	3	4.2	
#4 MISSISSIPPI STATE	01/05/17	6	0-2	.000	0-1	.000	0-0	.000	0	0	0	3.3	3	0	1	0	0	0	3.8	
LSU	01/08/17	15	1-3	.333	0-2	.000	2-2	1.000	0	1	1	3.1	1	1	3	0	0	4	3.8	
Totals		0	192	17-68	.250	7-30	.233	5-6	.833	7	30	37	3.1	20	23	27	4	6	46	3.8

Games played: 12
Minutes/game: 16.0
Points/game: 3.8
FG Pct: 25.0
3FG Pct: 23.3
FT Pct: 83.3

Rebounds/game: 3.1
Assists/game: 1.9
Turnovers/game: 2.3
Assist/turnover ratio: 0.9
Steals/game: 0.5
Blocks/game: 0.3

HONORS

- TBA

WILSON'S CAREER STATISTICS

Season	gp-gs	min/avg	Total		3-Point		F-Throws		Rebounds				Scoring							
			fg-fga	pct	fg-fga	pct	ft-fa	pct	off	def	tot	avg	pf	fo	ast	to	blk	stl	pts	avg
2016-17	12-0	192/16.0	17-68	.250	7-30	.233	5-6	.833	7	30	37	3.1	20	0	23	27	4	6	46	3.8
TOTAL	12-0	192/16.0	17-68	.250	7-30	.233	5-6	.833	7	30	37	3.1	20	0	23	27	4	6	46	3.8

3

NOTES

- Opened 2016-17 as a starter
- Nine games with 25+ minutes played
- Posted a career-best with 18 points against Stetson
- Eight games with double digit scoring
- Three games with five or more assists
- Missed ORU, HBU & Ole Miss games with injury



MALICA MONK
G | SO | 5-5 | N. LITTLE ROCK, ARK.

16-17 HIGHS

Points	18 vs. Stetson, 11-21-16
FGM	6 at Missouri State, 12-11-16*
FGA	16 at Missouri State, 12-11-16
3PM	1 vs. #4 Miss State, 1-5-17*
3PA	2 vs. #4 Miss State, 1-5-17*
FTM	8 vs. #4 Miss State, 1-5-17
FTA	9 vs. #4 Miss State, 1-5-17
OREB	3 vs. ULM, 11-13-16
DREB	4 vs. Tulsa, 11-30-16
REB	5 vs. ULM, 11-13-16
AST	7 vs. Memphis, 11-25-16
BLK	3 vs. LSU, 1-8-17
STL	4 vs. Memphis, 11-25-16
MIN	38 vs. #4 Miss State, 1-5-17

CAREER HIGHS

Points	18 vs. Stetson, 11-21-16
FGM	6 at Missouri State, 12-11-16*
FGA	16 at Missouri State, 12-11-16
3PM	1 vs. #4 Miss State, 1-5-17*
3PA	2 vs. #4 Miss State, 1-5-17*
FTM	8 vs. #4 Miss State, 1-5-17
FTA	9 vs. #4 Miss State, 1-5-17
OREB	3 vs. ULM, 11-13-16
DREB	4 vs. Tulsa, 11-30-16
REB	5 vs. ULM, 11-13-16
AST	7 vs. Memphis, 11-25-16
BLK	3 vs. LSU, 1-8-17
STL	4 vs. Memphis, 11-25-16
MIN	38 vs. #4 Miss State, 1-5-17

*Most Recent

MISCELLANEOUS

	2016-17	Career
10+ Pts	8	10
15+ Pts	2	3
20+ Pts	-	-
10+ Rebs	-	-
15+ Rebs	-	-
Double-Double	-	-
5+ Ast	4	6
Led AR in Pts	2	2
Led AR in Reb	-	-
GP/GS	13/13	40/18

HONORS

- Arkansas Academic Honor Roll (3.0-3.49 GPA) (Fall 2016)

16-17 GAME BY GAME

Opponent	Date	gs	min	Total		3-Pointers		Free throws		Rebounds				Other				pts	avg		
				fg-fga	pct	3fg-fga	pct	ft-fa	pct	off	def	tot	avg	pf	a	t/o	blk			stl	
SAM HOUSTON STATE	11/11/16	*	27	5-7	.714	0-0	.000	2-2	1.000	0	2	2	2.0	2	3	1	0	2	12	12.0	
LA-MONROE	11/13/16	*	25	2-3	.667	0-0	.000	5-6	.833	3	2	5	3.5	1	2	1	1	3	9	10.5	
SOUTH DAKOTA	11/17/16	*	34	5-10	.500	0-0	.000	2-2	1.000	1	1	2	3.0	3	4	2	0	4	12	11.0	
STETSON	11/21/16	*	36	6-10	.600	0-1	.000	6-6	1.000	0	3	3	3.0	2	5	4	0	1	18	12.8	
vs Memphis	11/25/16	*	21	5-7	.714	0-1	.000	3-4	.750	2	1	3	3.0	1	7	2	0	4	13	12.8	
vs NAVY	11/26/16	*	22	2-2	1.000	0-0	.000	0-0	.000	0	0	0	2.5	5	1	2	0	0	4	11.3	
at Tulsa	11/30/16	*	34	2-6	.333	0-0	.000	2-2	1.000	0	4	4	2.7	3	4	2	0	1	6	10.6	
TEXAS TECH	12/03/16	*	36	5-14	.357	1-2	.500	0-1	.000	1	2	3	2.8	0	4	0	0	3	11	10.6	
BUTLER	12/07/16	*	35	4-8	.500	0-0	.000	3-4	.750	0	2	2	2.7	4	5	1	0	1	11	10.7	
at Missouri State	12/11/16	*	37	6-16	.375	1-2	.500	1-4	.250	2	1	3	2.7	1	2	1	0	1	14	11.0	
NWST	12/18/16	*	10	1-2	.500	0-0	.000	0-0	.000	0	1	1	2.5	1	2	0	0	1	2	10.2	
at Ole Miss	01/01/17	dnp	-	-	-	-	-	-	-	-	-	-	-	-	-	-	-	-	-	-	
#4 MISSISSIPPI STATE	01/05/17	*	38	4-12	.333	1-2	.500	8-9	.889	0	2	2	2.5	4	0	1	2	3	17	10.8	
LSU	01/08/17	*	34	0-6	.000	0-2	.000	6-8	.750	1	1	2	2.5	4	5	4	3	2	6	10.4	
Totals			13	389	47-103	.456	3-10	.300	38-48	.792	10	22	32	2.5	31	44	21	6	26	135	10.4

Games played: 13
Minutes/game: 29.9
Points/game: 10.4
FG Pct: 45.6
3FG Pct: 30.0
FT Pct: 79.2

Rebounds/game: 2.5
Assists/game: 3.4
Turnovers/game: 1.6
Assist/turnover ratio: 2.1
Steals/game: 2.0
Blocks/game: 0.5


MONK'S CAREER STATISTICS

Season	gp-gs	min/avg	Total		3-Point		F-Throws		Rebounds				Other				Scoring			
			fg-fga	pct	fg-fga	pct	ft-fa	pct	off	def	tot	avg	pf	fo	ast	to	blk	stl	pts	avg
2015-16	27-5	461/17.1	48-136	.353	2-10	.200	12-19	.632	6	23	29	1.1	60	2	47	44	5	23	110	4.1
2016-17	13-13	389/29.9	47-103	.456	3-10	.300	38-48	.792	10	22	32	2.5	31	1	44	21	6	26	135	10.4
TOTAL	40-18	850/21.3	95-239	.397	5-20	.250	50-67	.746	16	45	61	1.5	91	3	91	65	11	49	245	6.1

4

NOTES

- Career-best 23 points on 6-for-8 shooting in win over Houston Baptist
- First start of the season verses HBU
- Twelve games with 20+ minutes this year
- Career-best nine rebounds against Northwestern State
- Seven double figure scoring games



KEIRYN SWENSON
F | SO | 6-1 | WICHITA, KAN.

16-17 HIGHS

Points	23 vs. HBU, 12-28-16
FGM	7 vs. Navy, 11-26-16
FGA	13 at Ole Miss, 1-1-17
3PM	4 at Ole Miss, 1-1-17
3PA	9 at Ole Miss, 1-1-17
FTM	8 vs. HBU, 12-28-16
FTA	9 vs. HBU, 12-28-16
OREB	5 vs. South Dakota, 11-17-16
DREB	6 vs. NSU, 12-18-15
REB	9 vs. NSU, 12-18-15
AST	2 vs. NSU, 12-18-15
BLK	2 vs. HBU, 12-28-16*
STL	1 vs. #4 Miss State, 1-5-17*
MIN	37 at Ole Miss, 1-1-17

CAREER HIGHS

Points	23 vs. HBU, 12-28-16
FGM	7 vs. Navy, 11-26-16
FGA	13 at Ole Miss, 1-1-17
3PM	4 at Ole Miss, 1-1-17
3PA	9 at Ole Miss, 1-1-17
FTM	8 vs. HBU, 12-28-16
FTA	9 vs. HBU, 12-28-16
OREB	5 vs. South Dakota, 11-17-16*
DREB	6 vs. NSU, 12-18-15*
REB	9 vs. NSU, 12-18-15
AST	2 vs. NSU, 12-18-15*
BLK	2 vs. HBU, 12-28-16*
STL	2, New Orleans, 12-30-15*
MIN	37 at Ole Miss, 1-1-17

*Most Recent

MISCELLANEOUS

	2016-17	Career
10+ Pts	7	7
15+ Pts	3	3
20+ Pts	2	2
10+ Rebs	-	-
15+ Rebs	-	-
Double-Double	-	-
5+ Ast	-	-
Led AR in Pts	1	1
Led AR in Reb	-	1
GP/GS	16/3	45/4

16-17 GAME BY GAME

Opponent	Date	qs	min	Total		3-Pointers		Free throws		Rebounds					pts	avg				
				fg-fga	pct	3fg-fga	pct	ft-fa	pct	off	def	tot	avg	pf			a	t/o	blk	stl
SAM HOUSTON STATE	11/11/16	23	2-6	.333	1-3	.333	0-0	.000	0	5	5	5.0	3	1	2	0	1	5	5.0	
LA-MONROE	11/13/16	23	5-7	.714	2-3	.667	1-1	1.000	2	4	6	5.5	0	1	0	1	1	13	9.0	
SOUTH DAKOTA	11/17/16	18	1-3	.333	0-1	.000	1-2	.500	5	1	6	5.7	0	0	0	1	0	3	7.0	
STETSON	11/21/16	20	3-5	.600	2-2	1.000	1-2	.500	1	1	2	4.8	2	0	1	0	1	9	7.5	
vs Memphis	11/25/16	20	4-7	.571	1-2	.500	1-1	1.000	1	1	2	4.2	1	1	0	0	0	10	8.0	
vs NAVY	11/26/16	34	7-12	.583	2-3	.667	0-0	.000	1	2	3	4.0	1	0	0	1	1	16	9.3	
at Tulsa	11/30/16	12	0-2	.000	0-2	.000	0-0	.000	0	2	2	3.7	2	0	0	0	0	0	8.0	
TEXAS TECH	12/03/16	18	2-3	.667	1-1	1.000	3-4	.750	1	4	5	3.9	0	1	1	1	0	8	8.0	
BUTLER	12/07/16	23	6-7	.857	3-3	1.000	0-0	.000	0	3	3	3.8	0	0	1	2	1	15	8.8	
at Missouri State	12/11/16	21	2-3	.667	0-1	.000	1-1	1.000	4	1	5	3.9	2	0	2	2	0	5	8.4	
NWST	12/18/16	25	4-9	.444	1-3	.333	2-2	1.000	3	6	9	4.4	3	2	0	0	0	11	8.6	
ORU	12/21/16	23	0-2	.000	0-1	.000	0-0	.000	1	2	3	4.3	3	0	0	2	0	0	7.9	
HOUSTON BAPTIST	12/28/16	* 31	6-8	.750	3-3	1.000	8-9	.889	4	3	7	4.5	1	1	1	2	1	23	9.1	
at Ole Miss	01/01/17	* 37	6-13	.462	4-9	.444	3-3	1.000	1	3	4	4.4	1	0	1	1	1	19	9.8	
#4 MISSISSIPPI STATE	01/05/17	* 30	1-8	.125	0-3	.000	0-0	.000	3	4	7	4.6	1	1	2	1	1	2	9.3	
LSU	01/08/17	20	3-4	.750	2-3	.667	2-2	1.000	2	2	4	4.6	3	0	2	0	0	10	9.3	
Totals		3	378	52-99	.525	22-43	.512	23-27	.852	29	44	73	4.6	23	8	13	14	8	149	9.3

Games played: 16
Minutes/game: 23.6
Points/game: 9.3
FG Pct: 52.5
3FG Pct: 51.2
FT Pct: 85.2

Rebounds/game: 4.6
Assists/game: 0.5
Turnovers/game: 0.8
Assist/turnover ratio: 0.6
Steals/game: 0.5
Blocks/game: 0.9

HONORS

- SEC First-Year Academic Honor Roll ('16)
- Arkansas Academic Champion (4.00 GPA) (Fall 2015, Spring 2016, Fall 2016)


SWENSON'S CAREER STATISTICS

Season	gp-gs	min/avg	Total		3-Point		F-Throws		Rebounds					Scoring						
			fg-fga	pct	fg-fga	pct	ft-fa	pct	off	def	tot	avg	pf	fo	ast	to	blk	stl	pts	avg
2015-16	29-1	373/12.9	27-84	.321	5-21	.238	19-27	.704	34	34	68	2.3	26	0	7	15	4	10	78	2.7
2016-17	16-3	378/23.6	52-99	.525	22-43	.512	23-27	.852	29	44	73	4.6	23	0	8	13	14	8	149	9.3
TOTAL	45-4	751/16.7	79-183	.432	27-64	.422	42-54	.778	63	78	141	3.1	49	0	15	28	18	18	227	5.0

10

NOTES

- Played in eight games this year
- Career-best nine points in 14 minutes against ULM



KIARA WILLIAMS
F/C | FR | 6-1 | LITTLE ROCK, ARK.

16-17 HIGHS

Points	9 vs. ULM, 11-13-16
FGM	4 vs. ULM, 11-13-16
FGA	6 vs. ULM, 11-13-16
3PM	0
3PA	0
FTM	1 vs. Tulsa, 11-30-16*
FTA	4 vs. ULM, 11-13-16
OREB	2 vs. Memphis, 11-25-16*
DREB	4 vs. Memphis, 11-25-16
REB	6 vs. Memphis, 11-25-16
AST	0
BLK	1 at Missouri State, 12-11-16
STL	1 vs. SHSU, 11-11-16
MIN	14 vs. NSU, 12-18-15*

CAREER HIGHS

Points	9 vs. ULM, 11-13-16
FGM	4 vs. ULM, 11-13-16
FGA	6 vs. ULM, 11-13-16
3PM	0
3PA	0
FTM	1 vs. Tulsa, 11-30-16*
FTA	4 vs. ULM, 11-13-16
OREB	2 vs. Memphis, 11-25-16*
DREB	4 vs. Memphis, 11-25-16
REB	6 vs. Memphis, 11-25-16
AST	0
BLK	1 at Missouri State, 12-11-16
STL	1 vs. SHSU, 11-11-16
MIN	14 vs. NSU, 12-18-15*

*Most Recent

MISCELLANEOUS

	2016-17	Career
10+ Pts	-	-
15+ Pts	-	-
20+ Pts	-	-
10+ Rebs	-	-
15+ Rebs	-	-
Double-Double	-	-
5+ Ast	-	-
Led AR in Pts	-	-
Led AR in Reb	-	-
GP/GS	8/-	8/-

HONORS

• TBA

16-17 GAME BY GAME

Opponent	Date	gs	min	Total		3-Pointers		Free throws		Rebounds				pf	a	t/o	blk	stl	pts	avg
				fg-fga	pct	3fg-fga	pct	ft-fa	pct	off	def	tot	avg							
SAM HOUSTON STATE	11/11/16	5	0-1	.000	0-0	.000	0-0	.000	0	1	1	1.0	0	0	1	0	1	0	0.0	
LA-MONROE	11/13/16	14	4-6	.667	0-0	.000	1-4	.250	2	3	5	3.0	4	0	0	0	0	9	4.5	
SOUTH DAKOTA	11/17/16	dnp	-	-	-	-	-	-	-	-	-	-	-	-	-	-	-	-	-	
STETSON	11/21/16	0	0-0	.000	0-0	.000	0-0	.000	0	0	0	2.0	0	0	0	0	0	0	3.0	
vs Memphis	11/25/16	8	3-4	.750	0-0	.000	0-0	.000	2	4	6	3.0	2	0	0	0	0	6	3.8	
vs NAVY	11/26/16	dnp	-	-	-	-	-	-	-	-	-	-	-	-	-	-	-	-	-	
at Tulsa	11/30/16	8	1-2	.500	0-0	.000	1-2	.500	1	2	3	3.0	0	0	0	0	0	3	3.6	
TEXAS TECH	12/03/16	dnp	-	-	-	-	-	-	-	-	-	-	-	-	-	-	-	-	-	
BUTLER	12/07/16	10	1-1	1.000	0-0	.000	0-0	.000	1	2	3	3.0	2	0	1	0	1	2	3.3	
at Missouri State	12/11/16	12	1-2	.500	0-0	.000	0-2	.000	1	2	3	3.0	1	0	0	1	0	2	3.1	
NWST	12/18/16	14	0-2	.000	0-0	.000	0-2	.000	0	1	1	2.8	4	1	3	1	0	0	2.8	
at Ole Miss	01/01/17	dnp	-	-	-	-	-	-	-	-	-	-	-	-	-	-	-	-	-	
Totals		0	71	10-18	.556	0-0	.000	2-10	.200	7	15	22	2.8	13	1	5	2	2	22	2.8

Games played: 8
Minutes/game: 8.9
Points/game: 2.8
FG Pct: 55.6
FT Pct: 20.0

Rebounds/game: 2.8
Assists/game: 0.1
Turnovers/game: 0.6
Assist/turnover ratio: 0.2
Steals/game: 0.3
Blocks/game: 0.3

WILLIAMS' CAREER STATISTICS

Season	gp-gs	min/avg	Total		3-Point		F-Throws		Rebounds				Scoring							
			fg-fga	pct	fg-fga	pct	ft-fa	pct	off	def	tot	avg	pf	fo	ast	to	blk	stl	pts	avg
2016-17	8-0	71/8.9	10-18	.556	0-0	.000	2-10	.200	7	15	22	2.8	13	0	1	5	2	2	22	2.8
TOTAL	8-0	71/8.9	10-18	.556	0-0	.000	2-10	.200	7	15	22	2.8	13	0	1	5	2	2	22	2.8

14

16-17 HIGHS

Points	19 vs. ORU, 12-21-16
FGM	9 vs. ORU, 12-21-16
FGA	15 vs. ORU, 12-21-16
3PM	2 vs. S Dakota, 11-17-16
3PA	3 vs. NSU, 12-18-15*
FTM	2 vs. S Dakota, 11-17-16
FTA	2 vs. #4 Miss State, 1-5-17*
OREB	4 vs. Texas Tech, 12-3-16
DREB	6 vs. ORU, 12-21-16
REB	9 vs. Texas Tech, 12-3-16
AST	11 vs. HBU, 12-28-16
BLK	1 vs. HBU, 12-28-16
STL	3
MIN	40 vs. ORU, 12-21-16

* Most Recent

CAREER HIGHS

Points	19 vs. ORU, 12-21-16
FGM	9 vs. ORU, 12-21-16
FGA	15 vs. ORU, 12-21-16
3PM	2 vs. S Dakota, 11-17-16
3PA	3 vs. NSU, 12-18-15
FTM	2 vs. S Dakota, 11-17-16
FTA	2 vs. #4 Miss State, 1-5-17*
OREB	4 vs. Texas Tech, 12-3-16
DREB	6 vs. ORU, 12-21-16
REB	9 vs. Texas Tech, 12-3-16
AST	11 vs. HBU, 12-28-16
BLK	1 vs. HBU, 12-28-16
STL	3
MIN	40 vs. ORU, 12-21-16

* Most Recent

MISCELLANEOUS

	2016-17	Career
10+ Pts	5	5
15+ Pts	1	1
20+ Pts	-	-
10+ Rebs	-	-
15+ Rebs	-	-
Double-Double	2	2
5+ Ast	5	5
Led AR in Pts	1	1
Led AR in Reb	-	-
GP/GS	16/16	16/16

HONORS

- SEC Freshman of the Week (Nov. 29, 2016)
- Member of the SEC WBB Leadership Council

NOTES

- Member of the SEC Women's Basketball Leadership Council
- Played and started all games as a true freshman
- **SEC Freshman of the Week** honors Nov. 29 recording 18 points, nine rebounds and seven assists in two games
- Posted career-best with 19 points on 9-for-15 shooting versus ORU
- Five games with double figure scoring
- Career-best 11 assists versus HBU
- First career double-double with 10 points and 11 assists versus Houston Baptist
- Back-to-back double-doubles with 10 and 10 at Ole Miss in the conference opener



JAILYN MASON
PG | FR | 5-9 | MASON, OHIO

16-17 GAME BY GAME

Opponent	Date	gs	min	Total		3-Pointers		Free throws		Rebounds				pf	a	t/o	blk	stl	pts	avg	
				fg-fga	pct	3fg-fga	pct	ft-fa	pct	off	def	tot	avg								
SAM HOUSTON STATE	11/11/16	*	36	2-9	.222	1-2	.500	0-0	.000	0	4	4	4.0	1	5	2	0	3	5	5.0	
LA-MONROE	11/13/16	*	18	2-4	.500	0-1	.000	0-0	.000	0	0	0	2.0	4	2	1	0	0	4	4.5	
SOUTH DAKOTA	11/17/16	*	30	3-7	.429	2-3	.667	2-2	1.000	0	2	2	2.0	1	2	0	0	1	10	6.3	
STETSON	11/21/16	*	31	5-10	.500	1-1	1.000	0-1	.000	1	5	6	3.0	1	2	0	0	0	11	7.5	
vs Memphis	11/25/16	*	25	4-7	.571	1-1	1.000	0-0	.000	1	3	4	3.2	3	2	3	0	0	9	7.8	
vs NAVY	11/26/16	*	28	4-7	.571	1-2	.500	0-0	.000	0	5	5	3.5	4	5	1	0	0	9	8.0	
at Tulsa	11/30/16	*	26	4-8	.500	0-0	.000	0-0	.000	1	5	6	3.9	3	2	2	0	0	8	8.0	
TEXAS TECH	12/03/16	*	31	4-8	.500	0-0	.000	1-2	.500	4	5	9	4.5	1	3	1	0	0	9	8.1	
BUTLER	12/07/16	*	34	0-4	.000	0-0	.000	0-0	.000	2	4	6	4.7	0	5	3	0	1	0	7.2	
at Missouri State	12/11/16	*	22	0-6	.000	0-1	.000	0-0	.000	1	2	3	4.5	2	0	0	0	1	0	6.5	
NWST	12/18/16	*	36	3-7	.429	1-3	.333	0-0	.000	2	3	5	4.5	0	3	4	1	3	7	6.5	
ORU	12/21/16	*	40	9-15	.600	0-1	.000	1-2	.500	0	6	6	4.7	2	3	1	0	0	19	7.6	
HOUSTON BAPTIST	12/28/16	*	33	5-11	.455	0-1	.000	0-0	.000	0	4	4	4.6	1	11	0	1	4	10	7.8	
at Ole Miss	01/01/17	*	36	5-11	.455	0-0	.000	0-0	.000	0	5	5	4.6	4	10	1	1	0	10	7.9	
#4 MISSISSIPPI STATE	01/05/17	*	35	3-12	.250	0-0	.000	1-2	.500	0	3	3	4.5	5	2	2	2	1	7	7.9	
LSU	01/08/17	*	33	1-4	.250	0-2	.000	0-0	.000	0	3	3	4.4	2	2	2	0	1	2	7.5	
Totals			16	494	54-130	.415	7-18	.389	5-9	.556	12	59	71	4.4	34	59	23	5	15	120	7.5

Games played: 16
Minutes/game: 30.9
Points/game: 7.5
FG Pct: 41.5
3FG Pct: 38.9
FT Pct: 55.6

Rebounds/game: 4.4
Assists/game: 3.7
Turnovers/game: 1.4
Assist/turnover ratio: 2.6
Steals/game: 0.9
Blocks/game: 0.3

MASON'S CAREER STATISTICS

Season	gp-gs	min/avg	Total		3-Point		F-Throws		Rebounds				Scoring							
			fg-fga	pct	fg-fga	pct	ft-fa	pct	off	def	tot	avg	pf	fo	ast	to	blk	stl	pts	avg
2016-17	16-16	494/30.9	54-130	.415	7-18	.389	5-9	.556	12	59	71	4.4	34	1	59	23	5	15	120	7.5
TOTAL	16-16	494/30.9	54-130	.415	7-18	.389	5-9	.556	12	59	71	4.4	34	1	59	23	5	15	120	7.5

20

NOTES

- Played in four games this year
- Missed NSU, ORU games with injury
- Several career high marks against HBU including points,- field goals and 3-point field goals made and rebounds



SYDNEY STOUT
F | FR | 6-0 | BIXBY, OKLA.

16-17 HIGHS

Points	8 vs. HBU, 12-28-16
FGM	3 vs. HBU, 12-28-16
FGA	5 vs. HBU, 12-28-16
3PM	2 vs. HBU, 12-28-16
3PA	4 vs. HBU, 12-28-16
FTM	0
FTA	0
OREB	0
DREB	6 vs. HBU, 12-28-16
REB	6 vs. HBU, 12-28-16
AST	0
BLK	1 vs. ULM, 11-13-16
STL	0
MIN	15 vs. HBU, 12-28-16

* Most Recent

CAREER HIGHS

Points	8 vs. HBU, 12-28-16
FGM	3 vs. HBU, 12-28-16
FGA	5 vs. HBU, 12-28-16
3PM	2 vs. HBU, 12-28-16
3PA	4 vs. HBU, 12-28-16
FTM	0
FTA	0
OREB	0
DREB	6 vs. HBU, 12-28-16
REB	6 vs. HBU, 12-28-16
AST	0
BLK	1 vs. ULM, 11-13-16
STL	0
MIN	15 vs. HBU, 12-28-16

* Most Recent

MISCELLANEOUS

	2016-17	Career
10+ Pts	-	-
15+ Pts	-	-
20+ Pts	-	-
10+ Rebs	-	-
15+ Rebs	-	-
Double-Double	-	-
5+ Ast	-	-
Led AR in Pts	-	-
Led AR in Reb	-	-
GP/GS	4/-	4/-

16-17 GAME BY GAME

Opponent	Date	gs	min	Total		3-Pointers		Free throws		Rebounds				pf	a	t/o	blk	stl	pts	avg	
				fg-fga	pct	3fg-fga	pct	ft-fa	pct	off	def	tot	avg								
SAM HOUSTON STATE	11/11/16		3	0-0	.000	0-0	.000	0-0	.000	0	0	0	0.0	0	0	0	0	0	0	0.0	
LA-MONROE	11/13/16		6	0-2	.000	0-2	.000	0-0	.000	0	0	0	0.0	1	0	0	1	0	0	0.0	
SOUTH DAKOTA	11/17/16		dnp	-	-	-	-	-	-	-	-	-	-	-	-	-	-	-	-	-	
STETSON	11/21/16		dnp	-	-	-	-	-	-	-	-	-	-	-	-	-	-	-	-	-	
vs Memphis	11/25/16		4	1-1	1.000	1-1	1.000	0-0	.000	0	1	1	0.3	2	0	0	0	0	3	1.0	
vs NAVY	11/26/16		dnp	-	-	-	-	-	-	-	-	-	-	-	-	-	-	-	-	-	
at Tulsa	11/30/16		dnp	-	-	-	-	-	-	-	-	-	-	-	-	-	-	-	-	-	
TEXAS TECH	12/03/16		dnp	-	-	-	-	-	-	-	-	-	-	-	-	-	-	-	-	-	
BUTLER	12/07/16		dnp	-	-	-	-	-	-	-	-	-	-	-	-	-	-	-	-	-	
at Missouri State	12/11/16		dnp	-	-	-	-	-	-	-	-	-	-	-	-	-	-	-	-	-	
NWST	12/18/16		dnp	-	-	-	-	-	-	-	-	-	-	-	-	-	-	-	-	-	
HOUSTON BAPTIST	12/28/16		15	3-5	.600	2-4	.500	0-0	.000	0	6	6	1.8	1	0	2	0	0	8	2.8	
at Ole Miss	01/01/17		dnp	-	-	-	-	-	-	-	-	-	-	-	-	-	-	-	-	-	
#4 MISSISSIPPI STATE	01/05/17		dnp	-	-	-	-	-	-	-	-	-	-	-	-	-	-	-	-	-	
LSU	01/08/17		dnp	-	-	-	-	-	-	-	-	-	-	-	-	-	-	-	-	-	
Totals			0	28	4-8	.500	3-7	.429	0-0	.000	0	7	7	1.8	4	0	2	1	0	11	2.8

Games played: 4
Minutes/game: 7.0
Points/game: 2.8
FG Pct: 50.0
3FG Pct: 42.9

Rebounds/game: 1.8
Turnovers/game: 0.5
Blocks/game: 0.3

HONORS

- Arkansas Academic Honor Roll (3.0-3.49 GPA) (Fall 2016)

STOUT'S CAREER STATISTICS

Season	gp-gs	min/avg	Total		3-Point		F-Throws		Rebounds				Scoring							
			fg-fga	pct	fg-fga	pct	ft-fa	pct	off	def	tot	avg	pf	fo	ast	to	blk	stl	pts	avg
2016-17	4-0	28/7.0	4-8	.500	3-7	.429	0-0	.000	0	7	7	1.8	4	0	0	2	1	0	11	2.8
TOTAL	4-0	28/7.0	4-8	.500	3-7	.429	0-0	.000	0	7	7	1.8	4	0	0	2	1	0	11	2.8

21

16-17 HIGHS

Points	18 at Missouri State, 12-11-16
FGM	6 vs. LSU, 1-8-17
FGA	17 at Missouri State, 12-11-16
3PM	3 vs. LSU, 1-8-17*
3PA	8 vs. LSU, 1-8-17
FTM	5 at Missouri State, 12-11-16
FTA	7 at Missouri State, 12-11-16
OREB	1 vs. #4 Miss State, 1-5-17*
DREB	7 vs. LSU, 1-8-17
REB	7 vs. LSU, 1-8-17
AST	6 vs. ORU, 12-21-16
BLK	1 vs. LSU, 1-8-17*
STL	4 vs. ULM, 11-13-16
MIN	37 vs. ORU, 12-21-16

CAREER HIGHS

Points	18 at Missouri State, 12-11-16
FGM	7, MVSU, 12-28-15
FGA	17 at Missouri State, 12-11-16*
	19, at Auburn, 1-24-16 OT
3PM	3 vs. LSU, 1-8-17*
3PA	9, at Butler, 12-13-15
	9, at Auburn, 1-24-16 OT*
FTM	7, New Orleans, 12-30-15
FTA	8, New Orleans, 12-30-15
OREB	2, MVSU, 12-28-15*
DREB	7 vs. LSU, 1-8-17
	8, at Auburn, 1-24-16 OT
REB	7 vs. LSU, 1-8-17
	9, at Auburn, 1-24-16 OT
AST	6 vs. ORU, 12-21-16
BLK	3, MVSU, 12-28-15
STL	4 vs. ULM, 11-13-16
MIN	37, at Butler, 12-13-15
	42, at Auburn, 1-24-16 OT

*Most Recent

MISCELLANEOUS

	2016-17	Career
10+ Pts	4	19
15+ Pts	2	7
20+ Pts	-	1
10+ Rebs	-	-
15+ Rebs	-	-
Double-Double	-	-
5+ Ast	2	3
Led AR in Pts	2	4
Led AR in Reb	-	-
GP/GS	15/5	45/30

HONORS

- SEC First-Year Academic Honor Roll ('16)
- Arkansas Academic Honor Roll (3.0-3.49 GPA) (Fall 2015, Spring 2016, Fall 2016)

NOTES

- Missed first game with a family emergency
- Scored career-best 18 points in road game at Missouri State
- Three of four games before the holiday break with double figures
- Fourth double figure scoring game with 15 points against LSU (1-8-17)



DEVIN COSPER
G | SR | 5-10 | COFFEYVILLE, KAN.

16-17 GAME BY GAME

Opponent	Date	gs	min	Total		3-Pointers		Free throws		Rebounds				pf	a	t/o	blk	stl	pts	avg
				fg-fga	pct	3fg-fga	pct	ft-fta	pct	off	def	tot	avg							
SAM HOUSTON STATE	11/11/16		dnp	-	-	-	-	-	-	-	-	-	-	-	-	-	-	-	-	-
LA-MONROE	11/13/16	18	2-5	.400	0-2	.000	2-2	1.000	0	1	1	1.0	0	5	0	1	4	6	6.0	
SOUTH DAKOTA	11/17/16	6	0-1	.000	0-0	.000	0-0	.000	0	2	2	1.5	0	0	0	0	0	0	3.0	
STETSON	11/21/16	9	0-2	.000	0-2	.000	0-0	.000	0	0	0	1.0	0	1	0	0	0	0	2.0	
vs Memphis	11/25/16	17	4-7	.571	0-3	.000	0-0	.000	0	2	2	1.3	4	2	1	0	0	8	3.5	
vs NAVY	11/26/16	15	1-4	.250	0-2	.000	0-0	.000	0	2	2	1.4	0	3	0	0	2	2	3.2	
at Tulsa	11/30/16	9	0-3	.000	0-1	.000	1-2	.500	1	1	2	1.5	1	0	1	0	0	1	2.8	
TEXAS TECH	12/03/16	11	1-4	.250	0-1	.000	0-0	.000	0	5	5	2.0	0	4	0	0	0	2	2.7	
BUTLER	12/07/16	21	5-9	.556	1-1	1.000	2-4	.500	0	2	2	2.0	0	0	3	0	2	13	4.0	
at Missouri State	12/11/16	30	5-17	.294	3-7	.429	5-7	.714	0	4	4	2.2	2	1	1	0	3	18	5.6	
NWST	12/18/16	21	4-6	.667	1-2	.500	0-0	.000	0	2	2	2.2	0	3	2	1	1	9	5.9	
ORU	12/21/16	* 37	5-14	.357	0-3	.000	0-0	.000	0	3	3	2.3	0	6	2	1	2	10	6.3	
HOUSTON BAPTIST	12/28/16	* 28	2-9	.222	1-1	1.000	0-0	.000	0	3	3	2.3	1	3	2	1	1	5	6.2	
at Ole Miss	01/01/17	* 33	4-9	.444	0-2	.000	1-1	1.000	0	3	3	2.4	3	2	1	0	2	9	6.4	
#4 MISSISSIPPI STATE	01/05/17	* 18	2-3	.667	0-0	.000	2-3	.667	1	0	1	2.3	0	2	2	0	0	6	6.4	
LSU	01/08/17	* 27	6-12	.500	3-8	.375	0-0	.000	0	7	7	2.6	2	2	6	1	1	15	6.9	
Totals		5	300	41-105	.390	9-35	.257	13-19	.684	2	37	39	2.6	13	34	21	5	18	104	6.9

Games played: 15
Minutes/game: 20.0
Points/game: 6.9
FG Pct: 39.0
3FG Pct: 25.7
FT Pct: 68.4

Rebounds/game: 2.6
Assists/game: 2.3
Turnovers/game: 1.4
Assist/turnover ratio: 1.6
Steals/game: 1.2
Blocks/game: 0.3

COSPER'S CAREER STATISTICS

Season	gp-gs	min/avg	Total		3-Point		F-Throws		Rebounds				pf	fo	ast	to	blk	stl	Scoring	
			fg-fga	pct	fg-fga	pct	ft-fta	pct	off	def	tot	avg							pts	avg
2015-16	30-25	792/26.4	97-293	.331	25-104	.240	50-72	.694	16	83	99	3.3	57	0	42	74	5	34	269	9.0
2016-17	14-4	273/19.5	35-93	.376	6-27	.222	13-19	.684	2	30	32	2.3	11	0	32	15	4	17	89	6.4
TOTAL	44-29	1065/24.2	132-386	.342	31-131	.237	63-91	.692	18	113	131	3.0	68	0	74	89	9	51	358	8.1

22

NOTES

- Improved her career-best with 11 points on 4-for-6 shooting at Tulsa
- Started 14 games this year
- Averaging 23+ minutes as a sophomore
- Tied her career-best with seven rebounds vs. No. 4 Mississippi State - seven rebounds three times as a sophomore



BAILEY ZIMMERMAN
G/F | SO | 6-0 | ST. VINCENT, ARK.

16-17 HIGHS

Points	11 vs. Tulsa, 11-30-16
FGM	4 vs. Tulsa, 11-30-16
FGA	7 at Missouri State, 12-11-16*
3PM	2 vs. Tulsa, 11-30-16*
3PA	5 vs. SHSU, 11-11-16
FTM	4 at Missouri State, 12-11-16
FTA	4 at Missouri State, 12-11-16*
OREB	2 vs. #4 Miss State, 1-5-17*
DREB	5 vs. #4 Miss State, 1-5-17*
REB	7 vs. #4 Miss State, 1-5-17*
AST	3 vs. Butler, 12-7-16*
BLK	1 vs. LSU, 1-8-17*
STL	2 vs. NSU, 12-18-15*
MIN	32 vs. SHSU, 11-11-16

* Most Recent

CAREER HIGHS

Points	11 vs. Tulsa, 11-30-16
FGM	4 vs. Tulsa, 11-30-16
FGA	9 at Butler, 12-13-15
3PM	2 vs. Tulsa, 11-30-16*
3PA	7, at Butler, 12-13-15
FTM	2 vs. South Dakota, 11-17-16*
FTA	4 vs. Butler, 12-7-16
OREB	3 at Butler, 12-13-15*
DREB	5 vs. #4 Miss State, 1-5-17*
REB	7 vs. #4 Miss State, 1-5-17*
AST	3 vs. Navy, 11-26-16*
BLK	1 vs. LSU, 1-8-17*
STL	2 vs. NSU, 12-18-15*
MIN	32 vs. SHSU, 11-11-16

*Most Recent

MISCELLANEOUS

	2016-17	Career
10+ Pts	-	-
15+ Pts	-	-
20+ Pts	-	-
10+ Rebs	-	-
15+ Rebs	-	-
Double-Double	-	-
5+ Ast	-	-
Led AR in Pts	-	-
Led AR in Reb	-	-
GP/GS	16/14	36/15

16-17 GAME BY GAME

Opponent	Date	gs	min	Total		3-Pointers		Free throws		Rebounds				pf	a	t/o	blk	stl	pts	avg	
				fg-fga	pct	3fg-fga	pct	ft-fa	pct	off	def	tot	avg								
SAM HOUSTON STATE	11/11/16	*	32	3-6	.500	2-5	.400	1-2	.500	2	3	5	5.0	1	3	1	0	1	9	9.0	
LA-MONROE	11/13/16	*	18	1-7	.143	0-3	.000	1-2	.500	2	5	7	6.0	0	2	0	0	1	3	6.0	
SOUTH DAKOTA	11/17/16	*	15	2-4	.500	2-3	.667	1-2	.500	2	2	4	5.3	3	1	0	0	0	7	6.3	
STETSON	11/21/16	*	24	2-4	.500	1-3	.333	0-0	.000	0	4	4	5.0	1	1	2	0	0	5	6.0	
vs Memphis	11/25/16	*	22	1-4	.250	1-4	.250	0-0	.000	0	3	3	4.6	2	2	2	0	2	3	5.4	
vs NAVY	11/26/16	*	13	0-1	.000	0-1	.000	0-0	.000	1	6	7	5.0	2	3	1	0	1	0	4.5	
at Tulsa	11/30/16	*	30	4-6	.667	2-3	.667	1-1	1.000	1	3	4	4.9	1	0	2	0	1	11	5.4	
TEXAS TECH	12/03/16	*	24	2-6	.333	1-3	.333	0-0	.000	1	3	4	4.8	2	0	1	1	0	5	5.4	
BUTLER	12/07/16	*	25	1-4	.250	1-3	.333	1-4	.250	1	2	3	4.6	3	3	1	0	1	4	5.2	
at Missouri State	12/11/16	*	31	2-7	.286	0-2	.000	4-4	1.000	3	1	4	4.5	0	2	1	0	2	8	5.5	
NWST	12/18/16	*	26	3-5	.600	0-2	.000	0-2	.000	1	2	3	4.4	1	1	2	0	2	6	5.5	
ORU	12/21/16	*	29	1-4	.250	0-1	.000	1-4	.250	1	5	6	4.5	0	0	1	1	0	3	5.3	
HOUSTON BAPTIST	12/28/16	*	20	1-4	.250	1-4	.250	0-0	.000	0	4	4	4.5	2	1	1	1	2	3	5.2	
at Ole Miss	01/01/17	*	22	0-1	.000	0-1	.000	0-0	.000	0	2	2	4.3	1	1	4	0	1	0	4.8	
#4 MISSISSIPPI STATE	01/05/17		25	2-6	.333	0-2	.000	1-3	.333	2	5	7	4.5	3	0	3	1	1	5	4.8	
LSU	01/08/17		11	1-3	.333	0-1	.000	0-3	.000	1	2	3	4.4	3	0	2	1	0	2	4.6	
Totals			14	367	26-72	.361	11-41	.268	11-27	.407	18	52	70	4.4	25	20	24	5	15	74	4.6

Games played: 16
Minutes/game: 22.9
Points/game: 4.6
FG Pct: 36.1
3FG Pct: 26.8
FT Pct: 40.7

Rebounds/game: 4.4
Assists/game: 1.3
Turnovers/game: 1.5
Assist/turnover ratio: 0.8
Steals/game: 0.9
Blocks/game: 0.3

HONORS

- Arkansas Athletic Director's List (3.5-3.99 GPA) (Fall 2015, fall 2016)

ZIMMERMAN'S CAREER STATISTICS

Season	gp-gs	min/avg	Total		3-Point		F-Throws		Rebounds				Scoring							
			fg-fga	pct	fg-fga	pct	ft-fa	pct	off	def	tot	avg	pf	fo	ast	to	blk	stl	pts	avg
2015-16	20-1	174/8.7	6-48	.125	4-33	.121	7-12	.583	12	9	21	1.1	9	0	4	15	2	4	23	1.2
2016-17	16-14	367/22.9	26-72	.361	11-41	.268	11-27	.407	18	52	70	4.4	25	0	20	24	5	15	74	4.6
TOTAL	36-15	541/15.0	32-120	.267	15-74	.203	18-39	.462	30	61	91	2.5	34	0	24	39	7	19	97	2.7

35

16-17 HIGHS

Points	13 vs. ULM, 11-13-16
FGM	5 vs. HBU, 12-28-16*
FGA	8 vs. South Dakota, 11-17-16*
3PM	0
3PA	0
FTM	7 vs. ULM, 11-13-16
FTA	12 vs. ULM, 11-13-16
OREB	5 vs. HBU, 12-28-16
DREB	8 vs. Memphis, 11-25-16
REB	10 vs. Memphis, 11-25-16
AST	4 vs. Butler, 12-7-16
BLK	4 vs. Tulsa, 11-30-16*
STL	1 vs. LSU, 1-8-17*
MIN	31 vs. LSU, 1-8-17*

*Most Recent

CAREER HIGHS

Points	19, ORU, 12-10-15
FGM	8, ORU, 12-10-15
FGA	10, ORU, 12-10-15
	10, vs. Florida, 1-28-16 OT
FTM	7 vs. ULM, 11-13-16
FTA	12 vs. ULM, 11-13-16
OREB	7, #24 Missouri, 1-17-16
DREB	8 vs. Memphis, 11-25-16
REB	10 vs. Memphis, 11-25-16*
	10, vs. Florida, 1-28-16 OT
AST	4 vs. Butler, 12-7-16
BLK	4 at Tulsa, 11-30-16*
STL	1 vs. LSU, 1-8-17*
	2, at Auburn, 1-24-16 OT
MIN	33, ORU, 12-10-15
	39, at Auburn, 1-24-16 OT

*Most Recent

MISCELLANEOUS


	2016-17	Career
10+ Pts	6	13
15+ Pts	-	2
20+ Pts	-	-
10+ Rebs	1	5
15+ Rebs	-	-
Double-Double	1	4
5+ Ast	-	-
Led AR in Pts	1	4
Led AR in Reb	3	8
GP/GS	16/13	46/41

HONORS

- Arkansas Academic Honor Roll (3.0-3.49 GPA) (Spring 2016)
- Nugget Classic All-Tournament Team

NOTES

- Seven games with double digit points
- First double-double of the season with 10 points and 11 rebounds against Memphis
- Selected to the Nugget Classic All-Tournament Team
- Two games with four blocks (SHSU, Tulsa)
- Career-best four assists against Butler



ALECIA COOLEY

C | SR | 6-4 | EVANSTON, ILL.

16-17 GAME BY GAME

Opponent	Date	gs	min	Total		3-Pointers		Free throws		Rebounds				Other				pts	avg		
				fg-fga	pct	3fg-fga	pct	ft-fa	pct	off	def	tot	avg	pf	a	t/o	blk			stl	
SAM HOUSTON STATE	11/11/16	*	26	4-8	.500	0-0	.000	4-6	.667	2	3	5	5.0	0	0	2	4	1	12	12.0	
LA-MONROE	11/13/16	*	18	3-5	.600	0-0	.000	7-12	.583	1	5	6	5.5	1	2	1	1	0	13	12.5	
SOUTH DAKOTA	11/17/16	*	31	5-8	.625	0-0	.000	2-2	1.000	1	2	3	4.7	3	1	2	1	0	12	12.3	
STETSON	11/21/16	*	24	1-3	.333	0-0	.000	5-6	.833	3	6	9	5.8	3	3	4	0	1	7	11.0	
vs Memphis	11/25/16	*	26	4-6	.667	0-0	.000	2-2	1.000	3	8	11	6.8	1	2	2	0	0	10	10.8	
vs NAVY	11/26/16	*	18	2-4	.500	0-0	.000	0-0	.000	3	4	7	6.8	0	1	4	0	1	4	9.7	
at Tulsa	11/30/16	*	24	1-6	.167	0-0	.000	2-2	1.000	1	5	6	6.7	0	0	0	4	0	4	8.9	
TEXAS TECH	12/03/16	*	31	3-11	.273	0-0	.000	0-0	.000	3	4	7	6.8	2	0	3	1	1	6	8.5	
BUTLER	12/07/16	*	16	2-3	.667	0-0	.000	0-0	.000	1	3	4	6.4	1	4	1	1	0	4	8.0	
at Missouri State	12/11/16	*	20	2-5	.400	0-0	.000	0-0	.000	4	1	5	6.3	3	1	2	1	0	4	7.6	
NWST	12/18/16	*	18	1-2	.500	0-0	.000	5-6	.833	1	2	3	6.0	1	0	2	2	0	7	7.5	
ORU	12/21/16	*	20	3-6	.500	0-0	.000	5-5	1.000	2	2	4	5.8	0	0	1	0	1	11	7.8	
HOUSTON BAPTIST	12/28/16		18	5-7	.714	0-0	.000	0-3	.000	5	3	8	6.0	1	1	1	1	0	10	8.0	
at Ole Miss	01/01/17		15	4-6	.667	0-0	.000	4-6	.667	0	1	1	5.6	2	0	1	1	1	12	8.3	
#4 MISSISSIPPI STATE	01/05/17		25	0-1	.000	0-0	.000	2-2	1.000	2	2	4	5.5	0	1	1	1	0	2	7.9	
LSU	01/08/17	*	31	3-7	.429	0-0	.000	1-2	.500	4	3	7	5.6	2	0	3	2	1	7	7.8	
Totals			13	361	43-88	.489	0-0	.000	39-54	.722	36	54	90	5.6	20	16	30	20	7	125	7.8

Games played: 16
 Minutes/game: 22.6
 Points/game: 7.8
 FG Pct: 48.9
 FT Pct: 72.2

Rebounds/game: 5.6
 Assists/game: 1.0
 Turnovers/game: 1.9
 Assists/turnover ratio: 0.5
 Steals/game: 0.4
 Blocks/game: 1.3

COOLEY'S CAREER STATISTICS

Season	gp-gs	min/avg	Total		3-Point		F-Throws		Rebounds				Scoring							
			fg-fga	pct	fg-fga	pct	ft-fa	pct	off	def	tot	avg	pf	fo	ast	to	blk	stl	pts	avg
2015-16	30-28	699/23.3	74-148	.500	0-0	.000	48-63	.762	50	95	145	4.8	49	2	16	34	11	11	196	6.5
2016-17	16-13	361/22.6	43-88	.489	0-0	.000	39-54	.722	36	54	90	5.6	20	0	16	30	20	7	125	7.8
TOTAL	46-41	1060/23.0	117-236	.496	0-0	.000	87-117	.744	86	149	235	5.1	69	2	32	64	31	18	321	7.0

THE LAST TIME ...

// UA scored 110+
110, vs. Providence (11/16/98)
// Scored 100 points at home
101, Houston Baptist, 12-28-16
// Scored 100 points on the road
108, Baylor (3-6-91; SWC Tourn., Dallas, Texas)
// Scored 90 points on the road
91, (91-80 Win in 3OT, 2-10-13, at Alabama)
// Scored 70-79 points on the road
72, vs. Binghamton (at New Mexico) (11-30-13)
// Allowed 100 points
100, #3 Connecticut (11-14-1998)
// Allowed 80+ points
80, No. 5 Mississippi State (1-10-2016)
// Allowed 70-79 points
74, at Ole Miss, 1-1-2017
// Allowed 69-60 points
60, Texas Tech 12-3-16
// Held opponent to 60-50 points
53, LSU 1-8-17
// Held opponent to 40-49 points
40, Houston Baptist, 12-28-16
// Held opponent to 39-30
36, Northwestern State, 12-18-16
// Held opponent under 45 points three cons. games
45, SHSU (11-8-13, W 81-45);
33 ORU (11-13-13, W 91-33);
45, Furman (11-16-13, W, 74-45)
// Held an SEC opponent under 50 points in 3 cons. games
47, Auburn (1-29-15, W, 52-47); 42, Alabama
(2-1-15, W, 53-42); #24/21 Georgia (2-9-15, W, 54-48)
// Held opponent to 29 points or less
23, Binghamton, 11-30-13
// Scored 90-99 points
91 vs. Memphis, 11-25-16
// Scored 80-89 points
86, Mississippi Valley State (12-28-15)
// Scored 70-79 points
70 vs. Navy, 11-26-16
// Scored 60-69 points
64, at Ole Miss, 1-1-2017
// Was held to 50-59
52, LSU 1-8-17
// Was held to 49-40
48, at Missouri (2-14-16)
// Was held to 39-20
32, at No. 2 South Carolina (1-3-16)
// Was held to 20 or less
N/A
// Held an opponent under 15 points in a half
13, Northwestern State, 12-18-16
// Won an overtime game
91-80 Win in 3OT, 2-10-13, at Alabama
// Lost an overtime game
Florida (71-66), 1-28-16
// Won a double overtime game
73-72, vs. Florida (1-29-12)
// Lost a double overtime game
N/A
// Won a triple overtime game
91-80 Win in 3OT, 2-10-13, at Alabama
// Played consecutive overtime games
1-24-16 at Auburn (lost); 1-28-16 vs Florida (lost)
// Won a regular season tournament
Nugget Classic (Reno, Nev., Nov. 25-26, 2016)
// Made 30-39 field goals
38, Houston Baptist, 12-28-16
// Made 20-29 field goals
23, at Ole Miss, 1-1-2017
// Made 10-19 field goals
17, LSU 1-8-17
// Held opponent under 15 field goals
14, Houston Baptist, 12-28-16

// Made 10 three-point field goals
10, Houston Baptist, 12-28-16
// Did not make a three point basket (began in 1986)
0-10, at Mississippi State (L. 44-47), 2-3-13
// Made 30 free throws
38 at Florida (38-54); (2-22-04)
// Made 15+ Free Throws
15, Houston Baptist, 12-28-16
// Shot 40-49 or better from the field
40.0 (24-60), ORU 12-21-16
// Shot 50-59 or better from the field
52.1 (38-73), Houston Baptist, 12-28-16
// Shot 60 percent or better from the field
.600 (36-60) vs. Ole Miss (W, 93-52; 3-3-13)
// Held to less than 40 percent from the field
37.0 (17-46), LSU 1-8-17
// Held to less than 30 percent from the field
29.6 (16-54), #4 Mississippi State, 1-5-17
// Held to less than 20 percent from the field
.182 (10-55) vs. No. 6/7 Tennessee (1-8-12; L, 38-69)
// Allowed opponent to shoot over 50% from the field
56.8 (25-44) vs. South Dakota, 11-17-16
// Held opponent to less than 40% from the field
36.5 (23-63), #4 Mississippi State, 1-5-17
// Held opponent to less than 30% from the field
28.8 (17-59), LSU 1-8-17
// Held opponent to less than 20% from the field in a single half:
.136 (3-22), First Half, Binghamton, 11-30-13
.200 (5-25), First Half, MVSU, 12-28-13
.200 (5-25), First Half, Grambling State, 12-29-14
// Held opponent under 15% from three-point distance
.143 (2-14) at Tulsa, 11-30-16
// Had 70+ rebounds
74, Mississippi Valley State (11-24-89)
// Had 60-69 rebounds
65, Grambling State, 12-29-14
// Had 50-59 rebounds
51, Houston Baptist, 12-28-16
// Had five or more blocked shots in a game
9, #4 Mississippi State, 1-5-17
// Had 20 or more assists in a game
27, Houston Baptist, 12-28-16
// Had 20 or more steals in a game
20, ORU (11-13-13)
// Had 15 or more steals in a game
18, Oregon, (11-25-12, W 79-67)
// Had 10 or more steals in a game
12, Houston Baptist, 12-28-16
// Had 20 or more turnovers in a game
21 vs. Navy, 11-26-16
// Forced 20 or more turnovers in a game
21 vs. Butler, 12-7-16
// Forced 25 or more Turnovers in a game
20, at Auburn (1-24-16)
// Defeated a ranked team
77-76, #17/16 Iowa (Las Vegas), 12-18-14
54-48, #24/21 Georgia, 2-9-15
57-55, No. 22/25 Northwestern, 3/20/15
67-61, No. 13 Texas A&M, 1-7-16
64-59, No. 13 Tennessee, 1-14-16
64-52, No. 24 Missouri, 1-17-16
// Defeated a ranked team on the road
57-53, at #19/18 LSU, 2-23-14
77-76, #17/16 Iowa (Las Vegas), 12-18-14
// All-time SEC record
129-216 (25 years)
// All-time SEC win streak
8 games (1-15-12: Auburn through 2-15-12: at Auburn)
// All-time SEC home win streak
5 games (1-15-12: Auburn through 2-9-12: S. Carolina)

THE LAST TIME A RAZORBACK PLAYER ...

// Scored 20-24 points
23, Jessica Jackson, Northwestern State, 12-18-16
// Scored 25-29 points
25, Jessica Jackson vs. No. 13 Tennessee (1-14-16)
// Scored 30+ points
34, Jessica Jackson, Houston Baptist, 12-28-16
// Scored 20+ points seven times in a season
Jessica Jackson, 2013-14 (22 vs. MTSU, 22 at Missouri, 23 at Florida, 24 at Georgia, 31 vs. Ole Miss, 23 at Kentucky, 25 at LSU)
// Scored 20+ points eight times in a season
Jessica Jackson, 2015-16 (20 vs. SHSU; 24 at SDSU; 29 vs. Tulsa, 22 vs. La.; 22 vs. No. 5 Texas; 20 at No. 5 MSU; 25 vs. #13 Tennessee; 25 vs. Alabama; 20)
// Double figures in 15 consecutive games (Season)
Jessica Jackson, 11/11/16-; LSU 1-8-17
// Scored 23+ points in three consecutive games
Jessica Jackson (24 at Georgia 1-16-14, 31 vs. Ole Miss 1-19-14, 23 at Kentucky 1-26-14)
// Three players scored double figures in 1 game
Texas Tech (12-3-16) (Jackson, Wilson, Monk)
// Four players scored double figures in 1 game
at Ole Miss, 1-1-2017 (Jackson, Swenson, Mason, Cooley)
// Four players scored doubles figures in a game for 4 consecutive games
12-6-12 - 12-21-12; vs. Kansas, Furman, MVSU, and NSU
// Five players scored double figures in 1 game
vs. Memphis (11-25-16) (Jackson, Wilson, Monk, Swenson, Cooley)
// Made 10+ field goals in a game
12, Jessica Jackson, Houston Baptist, 12-28-16
// Attempted 15-20 field goals in a game
15, Jessica Jackson, at Ole Miss, 1-1-2017
// Attempted 20+ field goals in a game
23, Jessica Jackson vs. No. 5 Texas (1-20-16)
// Attempted 10 free throws in a game
14, Jessica Jackson, Ole Miss, 2-28-16
// Made 5 or more three-pointers in a game
5, Jessica Jackson at #19/18 LSU, 2-23-14
// Attempted 10+ three-pointers in a game
11, Bria Pitts at #19/18 LSU, 2-23-14
// Had 10-14 rebounds
10, Jessica Jackson, at Ole Miss, 1-1-2017
// Had 15+ rebounds
20, Melissa Wolff, New Orleans, 1-30-15
// Had 10 offensive rebounds - Records go back to 05-06
11, Melissa Wolff vs. New Orleans (1-30-15)
// Had 10 defensive rebounds - Records go back to 05-06
11, Jessica Jackson, LSU (2/22/15)
// Had 10+ assists
10, Jaielyn Mason, at Ole Miss, 1-1-2017
// Had 10+ assists in consecutive games
Jaielyn Mason (11 vs. HBU, 12-28-16 and 10 at Ole Miss, 1-1-17)
Calli Berna (11 vs. No. 10/8 KY 2/7/13 and 11 at UA 2/10/13)
// Had 5+ blocks in a game
(3x) 5, Jessica Jackson (vs. ORU, 11-13-13); (No. 25 Vanderbilt, 2-20-14); (at Tulsa, 12-14-14)
// Had 10 or more blocks in a game
9, Robyn Irwin vs. SMSU, 12-19-88 (school record)
// Had 5 or more steals in a game
5, Brianna Freeman vs. South Dakota (12-16)
// Had a double-double
10/10 asst, Jaielyn Mason, at Ole Miss, 1-1-2017
11/10, Jessica Jackson, at Ole Miss, 1-1-2017
// Had a double-double in two straight games
2016-17, Jessica Jackson 43/10 vs. HBU, 12-28-16 and 11/10 at Ole Miss, 1-1-17
2016-17, Jaielyn Mason, 10/11 vs. HBU, 12-28-16 and 10/10 at Ole Miss, 1-1-17

2015-16, Jessica Jackson 13/10 vs. SE Louisiana, 11-13-15; 20/13 vs. SHSU, 11-15-15
// Had two players record a double-double
10/10 asst, Jaielyn Mason, at Ole Miss, 1-1-17
10/11, Jessica Jackson, at Ole Miss, 1-1-17
// Had six double-doubles in a season
Melissa Wolff, 2014-15 (Nicholls, Savannah State, Richmond, Grambling State, Tennessee, Northwestern)
// Had 10+ double-doubles in a season
2006-07, Lauren Ervin (14)
// Had a triple-double
14 pts, 13 reb, 12 asts, C'eira Ricketts vs. Auburn (1-18-2009)



00

JESSICA JACKSON
6-3 | F | SR | Jacksonville, Ark.



2

AALIYAH WILSON
5-10 | G/F | FR | Muskogee, Okla.



3

MALICA MONK
5-5 | G | SO | N. Little Rock, Ark.



4

KEIRYN SWENSON
6-1 | G/F | SO | Wichita, Kan.



10

KIARA WILLIAMS
6-1 | F/C | FR | Little Rock, Ark.



14

JAILYN MASON
5-9 | PG | FR | Mason, Ohio



20

SYDNEY STOUT
6-0 | F | FR | Bixby, Okla.



21

DEVIN COSPER
5-10 | G | JR | Coffeyville, Kan.



22

BAILEY ZIMMERMAN
6-0 | G/F | SO | St. Vincent, Ark.



35

ALECIA COOLEY
6-4 | C | SR | Evanston, Ill.



42

YASMEEN RATLIFF
6-5 | C | FR | Alpharetta, Ga.



HC

JIMMY DYKES
Arkansas, 1985 | 3rd Season



AC

TARI CUMMINGS
Oklahoma State, 2003 | 6th Season



AC

TOMMY DEFFEBEAUGH
Drury College, 1985 | 2nd Season



AC

CHENEL HARRIS
Kent State, 2010 | 1st Season